

July

2024



Tyler County Treasurer's Report

INCLUDING MONTHLY INVESTMENT REPORT

SUBMITTED TO COMMISSIONER'S COURT BY LEANN MONK, TYLER COUNTY TREASURER

Table of Contents

Treasurer's Report -	Sect. 1
FNB Jasper Demand Accounts -	Sect. 2
Investment Report -	Sect. 3
Income/Expense Report -	Sect. 4
Additional Income Report -	Sect. 5
Signatures	Sect. 6

Section 1

Treasurer's Report

Summary of the
Tyler County Treasurer's Monthly Report

June 2024 Financial & Investment Information

Demand Accounts	Beginning Balances	Month End Balance	Mo. Interest	YTD Interest	Comments:
Treasurer's Account	\$ 8,021,725.47	\$ 7,688,426.99	\$ 25,928.00	\$ 139,558.31	Treas. Account is earning 4.03%
Small Business Account	\$ -	\$ 557.50	\$ -		
Jail I&S	\$ 500,727.15	\$ 501,577.83	\$ 1,863.68	\$ 11,433.63	Jail I&S is earning 4.53%
Payroll	\$ 3,763.42	\$ 6,579.87	\$ -		
Chapter 19	\$ 5,589.85	\$ 5,589.85	\$ -		
DEMAND ON HAND:		\$ 8,202,732.04	\$ 27,791.68	\$ 150,991.94	
Investments	Beginning Balance	Month End Balance	Mo. Interest	YTD Interest	
FNB Treasurer's Account	See Above	See Above	\$ 25,928.00	\$ 139,558.31	
FNB Jail I&S	See Above	See Above	\$ 1,863.68	\$ 11,433.63	
Texas Class - Paper	\$ 5,411,745.22	\$ 4,903,385.92	\$ 21,999.33	\$ 116,521.44	
Texas Class - Gov't	\$ 2,994,181.15	\$ 3,007,020.44	\$ 12,919.29	\$ 65,076.59	
American State Bank	\$ 420,687.30	\$ 422,530.48	\$ 1,843.18	\$ 11,155.93	
FNB - Wichita Falls - SAV	\$ 100,959.20	\$ 101,415.29	\$ 456.09	\$ 2,125.05	General Fund
FNB - CDARS	\$ 539,291.09	\$ 5,417,705.61	\$ 23,414.52	\$ 100,737.64	General Fund/CCRMP
FNB - MMA	\$ 4,864,490.34	\$ 4,878,387.57	\$ 21,897.23	\$ 84,365.46	Disaster Emerg Fund, Countywide Right of Way, R&B 4
INVESTMENT INTEREST TOTALS:			\$ 138,113.00	\$ 681,965.99	

Notice: This summary of the treasurer's report is not meant to replace the Official Treasurer's Report required by the Local Government Code Title 4, Subtitle B, Chapter 114-026 and as well as the PFI, Government Code, Title 10, Subtitle F, Chapter 2256, Subchapter A, Sec. 2256.023. But instead to give a glance of the current status of the County's financial position. The original signed report is filed with the County Clerk. Respectfully submitted: Leann Monk, Tyler County Treasurer



Tyler County, TX

Treasurers Report Summary

Date Range: 06/01/2024 - 06/30/2024

Fund	Beginning Cash Balance	Revenues	Expenses	Net Change Assets	Net Change Liabilities	Calculated Ending Balance	Actual Ending Balance	Calculated - Actual Ending
010 - GENERAL FUND	4,837,289.11	464,449.55	1,033,795.32	0.00	-2,631.95	4,270,575.29	4,237,491.02	33,084.27
011 - ADVALOREM TAXES CLEARING	0.00	0.00	0.00	0.00	0.00	0.00	0.00	0.00
012 - TC CHAPTER 19	5,589.85	0.00	0.00	0.00	0.00	5,589.85	5,589.85	0.00
015 - U. S. MARSHALL PRISONER REFUND	0.00	0.00	0.00	0.00	0.00	0.00	0.00	0.00
016 - TC COLLECTION SP	0.00	0.00	0.00	0.00	0.00	0.00	0.00	0.00
020 - GENERAL ROAD & BRIDGE	0.00	62,639.70	62,639.70	0.00	0.00	0.00	0.00	0.00
021 - ROAD & BRIDGE I	213,378.15	106,354.13	83,586.73	0.00	-45.33	236,190.88	233,668.39	2,522.49
022 - ROAD & BRIDGE II	349,721.99	26,007.20	100,376.88	0.00	-35.23	275,387.54	272,493.87	2,893.67
023 - ROAD & BRIDGE III	275,613.60	46,785.87	103,381.86	0.00	-90.39	219,108.00	217,052.82	2,055.18
024 - ROAD & BRIDGE IV	522,960.16	23,569.50	90,645.82	0.00	-91.36	455,975.20	453,049.41	2,925.79
025 - TYLER CO AIRPORT	56,187.43	1,083.18	9,153.73	0.00	-3.60	48,120.48	48,022.88	97.60
026 - TYLER CO. RODEO ARENA/FAIRGRND	13,772.30	116.38	235.68	0.00	0.00	13,653.00	13,584.16	68.84
027 - TDHCA OWNER OCCUPIED HOME GRAN	0.00	0.00	0.00	0.00	0.00	0.00	0.00	0.00
028 - ECONOMIC DEVELOPMENT	10,292.27	358.04	200.00	0.00	0.00	10,450.31	10,163.17	287.14
029 - BENEVOLENCE FUND	1,858.32	25.05	0.00	0.00	0.00	1,883.37	1,864.85	18.52
030 - DIST CL'K STATE APPROP	0.00	227.57	0.00	0.00	0.00	227.57	0.00	227.57
031 - COUNTY CLERK RMP	60,392.95	18,117.20	0.00	0.00	0.00	78,510.15	75,241.29	3,268.86
032 - C D A FORFEITURE	474.57	42.98	0.00	0.00	0.00	517.55	476.24	41.31
033 - SHERIFF FORFEITURE	40,181.32	-4,312.70	0.00	0.00	0.00	35,868.62	35,822.70	45.92
034 - DISTRICT CLERK RMP	51,315.78	629.26	0.00	0.00	0.00	51,945.04	51,508.56	436.48
035 - AMERICAN RESCUE PLAN ACT FUNDING	-15,806.80	511,019.57	0.00	0.00	0.00	495,212.77	485,893.80	9,318.97
036 - LIBRARY FUND	23,199.35	1,568.29	1,877.00	0.00	0.00	22,890.64	22,486.05	404.59
037 - T C COLLECTION CENTER	0.00	0.00	0.00	0.00	0.00	0.00	0.00	0.00
038 - VIOLENCE AGAINSTWOMEN SPEC PR	0.00	0.00	0.00	0.00	0.00	0.00	0.00	0.00
039 - TXCDBG SMALL BUSINESS LOAN PRJ	0.00	1,115.00	1,115.00	0.00	0.00	0.00	0.00	0.00
040 - TXCDBG WATER IMPROVEMENTS GRAN	0.00	0.00	0.00	0.00	0.00	0.00	0.00	0.00
041 - PEACE OFFICER SERVICE FEES	24,933.05	543.88	799.25	0.00	0.00	24,677.68	24,218.56	459.12
042 - HAVA GRANT/CARES ACT	28,974.34	101.76	0.00	0.00	0.00	29,076.10	29,076.10	0.00
043 - JAIL INTEREST & SINKING	500,727.15	1,863.68	2,993.02	0.00	0.00	499,597.81	499,597.81	0.00
044 - COURTHOUSE SECURITY	21,937.01	1,425.98	10,552.35	0.00	-9.52	12,820.16	12,475.84	344.32
045 - COUNTY-RMP	24,828.94	505.03	0.00	0.00	0.00	25,333.97	24,943.74	390.23
046 - RESTITUTION (DISTRICT CLERK)	785.00	0.00	735.00	0.00	0.00	50.00	50.00	0.00
047 - COUNTY-WIDE RIGHT-OF-WAY FUNDB	-4,015.00	3,085.61	0.00	0.00	0.00	-929.39	3,999.00	-4,928.39
048 - EMERGENCY DISASTER RELIEF	0.00	17,795.53	2,263.84	0.00	0.00	15,531.69	-2,263.84	17,795.53
049 - C D A TRUST	15,888.13	55.80	0.00	0.00	0.00	15,943.93	15,943.93	0.00
050 - C D A FEES	-80.00	1,702.07	0.00	0.00	0.00	1,622.07	1,700.60	-78.53
051 - CDA STATE APPROPRIATIONS FUND	35,548.50	492.12	0.00	0.00	0.00	36,040.62	35,673.35	367.27

Treasurers Report

Date Range: 06/01/2024 - 06/30/2024

Fund	Beginning Cash Balance	Revenues	Expenses	Net Change Assets	Net Change Liabilities	Calculated Ending Balance	Actual Ending Balance	Calculated - Actual Ending
052 - ALTERNATE DISPUTE RESOLUTION	49,017.40	0.00	0.00	0.00	0.00	49,017.40	49,017.40	0.00
053 - ADULT PROBATION	0.00	0.00	0.00	0.00	0.00	0.00	0.00	0.00
054 - JUVENILE PROBATION	182,585.65	18,223.97	20,819.14	0.00	428.26	179,562.22	179,103.10	459.12
055 - STATE-CRIM JUSTICE PLANNING	0.00	0.00	0.00	0.00	0.00	0.00	0.00	0.00
056 - STATE-JUDICIAL EDUCATION	0.00	0.00	0.00	0.00	0.00	0.00	0.00	0.00
057 - STATE-LEOCE	0.00	0.00	0.00	0.00	0.00	0.00	0.00	0.00
058 - STATE-JUVENILE DIVERSION	0.00	0.00	0.00	0.00	0.00	0.00	0.00	0.00
059 - STATE-CVC	0.00	0.00	0.00	0.00	0.00	0.00	0.00	0.00
060 - STATE-OCFL INSURANCE	0.00	0.00	0.00	0.00	0.00	0.00	0.00	0.00
061 - STATE-DPS ARREST FEE	0.00	0.00	0.00	0.00	0.00	0.00	0.00	0.00
062 - STATE-COMP REHABILITAT'N	0.00	0.00	0.00	0.00	0.00	0.00	0.00	0.00
063 - STATE-GENERAL REVENUE	0.00	0.00	0.00	0.00	0.00	0.00	0.00	0.00
064 - STATE-LAW ENFORCEMENT MGT	0.00	0.00	0.00	0.00	0.00	0.00	0.00	0.00
065 - STATE-BREATH ALCOHOL TEST	0.00	0.00	0.00	0.00	0.00	0.00	0.00	0.00
066 - STATE-LEOA	0.00	0.00	0.00	0.00	0.00	0.00	0.00	0.00
067 - STATE-TLFTA	0.00	0.00	0.00	0.00	0.00	0.00	0.00	0.00
068 - STATE-TIME PAYMENT	0.00	0.00	0.00	0.00	0.00	0.00	0.00	0.00
069 - STATE-FUGITIVE APPREHENSION	0.00	0.00	0.00	0.00	0.00	0.00	0.00	0.00
070 - STATE-CONSOLIDATED COURT COSTS	0.00	0.00	0.00	0.00	0.00	0.00	0.00	0.00
071 - STATE-JUVENILE CRIME & DELINQ	0.00	0.00	0.00	0.00	0.00	0.00	0.00	0.00
072 - TYLER COUNTY SEACH & RESCUE	207.67	0.73	0.00	0.00	0.00	208.40	208.40	0.00
073 - JUSTICE COURT TECHNOLOGY FUND	8,837.91	222.73	0.00	0.00	0.00	9,060.64	8,876.98	183.66
074 - HOMELAND SECURITY	0.00	45.78	0.00	0.00	0.00	45.78	0.00	45.78
075 - STATE - CORR MGT INST TX/CRIM JUST CTR	0.00	0.00	0.00	0.00	0.00	0.00	0.00	0.00
076 - EMERGENCY OPERATIONS CENTER	81,043.30	9,436.57	12,153.80	0.00	-456.59	78,782.66	77,492.31	1,290.35
077 - STATE-CHILD SAFETY SEAT & SEAT BELT VIOLATIONS	0.00	0.00	0.00	0.00	0.00	0.00	0.00	0.00
078 - STATE-TRAFFIC FEE	0.00	0.00	0.00	0.00	0.00	0.00	0.00	0.00
079 - STATE-BAIL BOND FEE	0.00	0.00	0.00	0.00	0.00	0.00	0.00	0.00
080 - STATE-EMS TRAUMA FUND	0.00	0.00	0.00	0.00	0.00	0.00	0.00	0.00
081 - STATE-SEXUAL ASSAULT PROGRAM	0.00	0.00	0.00	0.00	0.00	0.00	0.00	0.00
082 - STATE-SUBSTANCE ABUSE FELONY	0.00	0.00	0.00	0.00	0.00	0.00	0.00	0.00
083 - STATE-DNA TESTING FEE	0.00	0.00	0.00	0.00	0.00	0.00	0.00	0.00
084 - STATE-CHILD ABUSE PREVENTION F	0.00	0.00	0.00	0.00	0.00	0.00	0.00	0.00
085 - STATE-JUDICIAL SUPPORT FEES	0.00	0.00	0.00	0.00	0.00	0.00	0.00	0.00
086 - STATE - JURY REIMBURSEMENT FEE	0.00	0.00	0.00	0.00	0.00	0.00	0.00	0.00
087 - CVA COORDINATING TEAM	0.00	0.00	0.00	0.00	0.00	0.00	0.00	0.00
088 - TIPC-TITLE IVE FUND	6,354.42	160.06	0.00	0.00	0.00	6,514.48	6,376.74	137.74
089 - TYLER COUNTY NUTRITION CENTER	130,979.46	36,218.51	18,669.09	0.00	-11.61	148,540.49	148,494.57	45.92
090 - STATE-SPECIALTY COURT PROGRAM	0.00	0.00	0.00	0.00	0.00	0.00	0.00	0.00
091 - TXCDBG DISASTER RECOVERY PROJE	0.00	0.00	0.00	0.00	0.00	0.00	0.00	0.00
092 - '07 TXCDBG FLOOD DISASTER PROJ	0.00	0.00	0.00	0.00	0.00	0.00	0.00	0.00
093 - PAYROLL ACCOUNT	0.00	0.00	0.00	0.00	0.00	0.00	0.00	0.00
094 - STATE - INDIGENT DEFENSE FUND	0.00	0.00	0.00	0.00	0.00	0.00	0.00	0.00

Treasurers Report

Date Range: 06/01/2024 - 06/30/2024

Fund	Beginning Cash Balance	Revenues	Expenses	Net Change Assets	Net Change Liabilities	Calculated Ending Balance	Actual Ending Balance	Calculated - Actual Ending
095 - STATE- APPELLATE JUDICIAL FUND	0.00	0.00	0.00	0.00	0.00	0.00	0.00	0.00
096 - CHILD WELFARE BOARD FUND	1,919.19	44.83	0.00	0.00	0.00	1,964.02	1,925.93	38.09
097 - CHILD SAFETY FUND	-1,591.02	1,426.45	8,536.25	0.00	-14.69	-8,686.13	21,506.31	-30,192.44
098 - TC DISASTER PROJECT ROUND II	0.00	0.00	0.00	0.00	0.00	0.00	0.00	0.00
099 - TDA WATER PLANT IMPROVEMENTS	126,010.00	0.00	80,840.00	0.00	0.00	45,170.00	45,170.00	0.00
100 - DETCOG SOCIAL SERVICES BLOCK G	0.00	0.00	0.00	0.00	0.00	0.00	0.00	0.00
101 - SUPPLEMENT COURT GUARDIANSHIP	32,850.46	336.15	0.00	0.00	0.00	33,186.61	33,186.61	0.00
102 - WATER IMPROVEMENT GRANT-TC WATER SUPPLY	0.00	0.00	0.00	0.00	0.00	0.00	0.00	0.00
103 - DISTRICT COURT CRIMINAL TECHNOLOGY FUND	4,724.28	173.44	0.00	0.00	0.00	4,897.72	4,754.92	142.80
104 - Harvey Round 1 (CDBG) 20-065-087-C248	0.00	0.00	0.00	0.00	0.00	0.00	0.00	0.00
105 - CDBG GLO-22-119-009-D419	135,000.00	0.00	135,000.00	0.00	0.00	0.00	0.00	0.00
106 - HURRICAN HARVEY ROUND 1 DRS-4332	0.00	0.00	0.00	0.00	0.00	0.00	0.00	0.00
107 - CDBG LOCAL BUYOUT/AQUISITION PROGRAM	0.00	0.00	0.00	0.00	0.00	0.00	0.00	0.00
108 - TX CDBG SENIOR CITIZEN PROJECT	0.00	0.00	0.00	0.00	0.00	0.00	0.00	0.00
109 - DETCOG COMMUNICATIONS GRANT	0.00	0.00	0.00	0.00	0.00	0.00	0.00	0.00
110 - STATE MOVING VIOLATION FEES	0.00	0.00	0.00	0.00	0.00	0.00	0.00	0.00
111 - COURTHOUSE RESTORATION	182,655.34	3,824.39	0.00	0.00	0.00	186,479.73	183,296.87	3,182.86
112 - LEGISLATIVE SERVICES	21,164.16	276.09	0.00	0.00	0.00	21,440.25	21,164.16	276.09
113 - CIVIL FEES (ADULT PROBATION)	4,408.79	15.48	0.00	0.00	0.00	4,424.27	4,424.27	0.00
114 - ELECTED OFFICIALS FUND	0.00	0.00	0.00	0.00	0.00	0.00	0.00	0.00
980 - GENERAL FIXED ASSETS	0.00	0.00	0.00	0.00	0.00	0.00	0.00	0.00
999 - POOLED CASH	0.00	0.00	0.00	2,962.01	0.00	-2,962.01	0.00	-2,962.01
Report Total:	8,062,114.48	1,357,772.41	1,780,369.46	2,962.01	-2,962.01	7,639,517.43	7,594,822.72	44,694.71

Section 2

Demand Accounts

(First State Bank, Livingston)



Bank Statement Register

Pooled Cash-Treasurer Account

Period 6/1/2024 - 6/30/2024

Packet: BRPKT01573

Bank Statement

General Ledger

Beginning Balance	8,021,725.47	Account Balance	7,318,860.79
Plus Debits	1,264,143.37	Less Outstanding Debits	1,900.00
Less Credits	1,597,441.85	Plus Outstanding Credits	371,466.20
Adjustments	0.00	Adjustments	0.00
Ending Balance	7,688,426.99	Adjusted Account Balance	7,688,426.99

Statement Ending Balance	7,688,426.99
Bank Difference	0.00
General Ledger Difference	0.00

CASH BALANCE CONSISTS OF THE FOLLOWING GENERAL LEDGER ACCOUNTS

Treasurer's Checking

Cleared Deposits

Item Date	Reference	Item Type	Description	Amount
06/03/2024	DEP0019767	Deposit	CLPKT06641 BG:Currency	512.00
06/03/2024	DEP0019770	Deposit	CLPKT06642 BG:Currency	2,722.50
06/03/2024	DEP0019773	Deposit	CLPKT06643 BG:Currency	8,262.73
06/03/2024	DEP0019776	Deposit	CLPKT06644 BG:Currency	75.00
06/03/2024	DEP0019791	Deposit	CLPKT06647 BG:Currency	75.50
06/03/2024	DEP0019794	Deposit	CLPKT06648 BG:Currency	926.29
06/03/2024	DEP0019797	Deposit	CLPKT06649 BG:Currency	3,995.63
06/03/2024	DEP0019800	Deposit	CLPKT06650 BG:Currency	1,150.27
06/03/2024	DEP0019803	Deposit	CLPKT06651 BG:Currency	25.00
06/03/2024	DEP0019809	Deposit	CLPKT06653 BG:Currency	5,038.00
06/03/2024	DEP0019818	Deposit	CLPKT06656 BG:Currency	77.00
06/03/2024	DEP0019901	Deposit	CLPKT06683 BG:Currency	25.00
06/04/2024	DEP0019824	Deposit	CLPKT06658 BG:Currency	492.59
06/04/2024	DEP0019827	Deposit	CLPKT06659 BG:Currency	80.00
06/04/2024	DEP0019904	Deposit	CLPKT06684 BG:Currency	25.00
06/05/2024	DEP0019830	Deposit	CLPKT06660 BG:Currency	500,000.00
06/05/2024	DEP0019833	Deposit	CLPKT06661 BG:Currency	152.67
06/05/2024	DEP0019836	Deposit	CLPKT06662 BG:Currency	80.00
06/05/2024	DEP0019839	Deposit	CLPKT06663 BG:Currency	327.70
06/05/2024	DEP0019842	Deposit	CLPKT06664 BG:Currency	8,000.00
06/05/2024	DEP0019845	Deposit	CLPKT06665 BG:Currency	30,205.96
06/06/2024	DEP0019848	Deposit	CLPKT06666 BG:Currency	68.00
06/06/2024	DEP0019913	Deposit	CLPKT06687 BG:Currency	200.00
06/06/2024	DEP0020030	Deposit	CLPKT06726 BG:Currency	10,106.70
06/07/2024	DEP0020036	Deposit	CLPKT06728 BG:Currency	50.00

Cleared Deposits

Item Date	Reference	Item Type	Description	Amount
06/10/2024	DEP0019851	Deposit	CLPKT06667 BG:Currency	49.00
06/10/2024	DEP0019854	Deposit	CLPKT06668 BG:Currency	200.00
06/10/2024	DEP0019857	Deposit	CLPKT06669 BG:Currency	108.00
06/10/2024	DEP0019860	Deposit	CLPKT06670 BG:Currency	66.00
06/11/2024	DEP0019863	Deposit	CLPKT06671 BG:Currency	60.00
06/11/2024	DEP0019907	Deposit	CLPKT06685 BG:Currency	25.00
06/12/2024	DEP0019866	Deposit	CLPKT06672 BG:Currency	20,830.00
06/12/2024	DEP0019869	Deposit	CLPKT06673 BG:Currency	260.00
06/12/2024	DEP0019872	Deposit	CLPKT06674 BG:Currency	101.00
06/13/2024	DEP0019876	Deposit	CLPKT06675 BG:Currency	134,665.00
06/13/2024	DEP0019879	Deposit	CLPKT06676 BG:Currency	29,941.82
06/13/2024	DEP0019882	Deposit	CLPKT06677 BG:Currency	63.00
06/14/2024	DEP0019910	Deposit	CLPKT06686 BG:Currency	25.00
06/14/2024	DEP0019985	Deposit	CLPKT06711 BG:Currency	85,173.16
06/17/2024	DEP0019888	Deposit	CLPKT06679 BG:Currency	152.00
06/17/2024	DEP0019891	Deposit	CLPKT06680 BG:Currency	109.00
06/17/2024	DEP0019916	Deposit	CLPKT06688 BG:Currency	25.00
06/18/2024	DEP0019894	Deposit	CLPKT06681 BG:Currency	367.50
06/18/2024	DEP0019897	Deposit	CLPKT06682 BG:Currency	16,744.91
06/18/2024	DEP0019919	Deposit	CLPKT06689 BG:Currency	658.00
06/18/2024	DEP0019982	Deposit	CLPKT06710 BG:Currency	200.00
06/18/2024	DEP0020039	Deposit	CLPKT06729 BG:Currency	25.00
06/20/2024	DEP0019922	Deposit	CLPKT06690 BG:Currency	97.00
06/20/2024	DEP0019925	Deposit	CLPKT06691 BG:Currency	2,206.00
06/20/2024	DEP0019928	Deposit	CLPKT06692 BG:Currency	212,962.88
06/20/2024	DEP0019931	Deposit	CLPKT06693 BG:Currency	17,155.00
06/20/2024	DEP0019934	Deposit	CLPKT06694 BG:Currency	81.50
06/20/2024	DEP0019937	Deposit	CLPKT06695 BG:Currency	572.20
06/20/2024	DEP0019991	Deposit	CLPKT06713 BG:Currency	25.00
06/21/2024	DEP0019988	Deposit	CLPKT06712 BG:Currency	78.32
06/24/2024	DEP0019940	Deposit	CLPKT06696 BG:Currency	200.00
06/24/2024	DEP0019943	Deposit	CLPKT06697 BG:Currency	450.00
06/24/2024	DEP0019946	Deposit	CLPKT06698 BG:Currency	25.00
06/24/2024	DEP0019949	Deposit	CLPKT06699 BG:Currency	4,335.45
06/24/2024	DEP0019952	Deposit	CLPKT06700 BG:Currency	8,262.73
06/25/2024	DEP0019955	Deposit	CLPKT06701 BG:Currency	117.00
06/25/2024	DEP0019958	Deposit	CLPKT06702 BG:Currency	75.00
06/25/2024	DEP0019961	Deposit	CLPKT06703 BG:Currency	125.00
06/25/2024	DEP0019967	Deposit	CLPKT06705 BG:Currency	853.51
06/25/2024	DEP0019970	Deposit	CLPKT06706 BG:Currency	358.50
06/25/2024	DEP0019973	Deposit	CLPKT06707 BG:Currency	59.00
06/25/2024	DEP0019994	Deposit	CLPKT06714 BG:Currency	50.00
06/26/2024	DEP0019964	Deposit	CLPKT06704 BG:Currency	1,243.92
06/26/2024	DEP0019997	Deposit	CLPKT06715 BG:Currency	50.00
06/26/2024	DEP0020015	Deposit	CLPKT06721 BG:Currency	80,757.00

Cleared Deposits

Item Date	Reference	Item Type	Description	Amount
06/26/2024	DEP0020042	Deposit	CLPKT06730 BG:Currency	25.00
06/27/2024	DEP0020000	Deposit	CLPKT06716 BG:Currency	128.00
06/27/2024	DEP0020003	Deposit	CLPKT06717 BG:Currency	23,877.00
06/27/2024	DEP0020006	Deposit	CLPKT06718 BG:Currency	72.00
06/27/2024	DEP0020048	Deposit	CLPKT06732 BG:Currency	17,138.00
06/28/2024	DEP0020024	Deposit	CLPKT06724 BG:Currency	145.00
06/28/2024	DEP0020045	Deposit	CLPKT06731 BG:Currency	25.00
Total Cleared Deposits (77)				1,234,071.94

Cleared Checks

Item Date	Reference	Item Type	Description	Amount
03/25/2021	140294	Check	TEXAS DEPT. PARKS & WILDLIFE-MOSLEY	-59.50
08/24/2022	145491	Check	TYLER CO. COMMUNITY SUPVN. & CORREC	-316.77
02/08/2023	147157	Check	CCTHITA TRIBAL CHILD SUPPORT UNIT	-327.16
02/29/2024	150910	Check	TEXAS DEPT. PARKS & WILDLIFE- McGARF	-28.05
03/27/2024	151198	Check	MARSHALL, PAUL	-97.00
04/04/2024	151272	Check	TEXAS DEPT. PARKS & WILDLIFE- McGARF	-153.00
04/18/2024	151411	Check	ALL NEEDZ DENTAL/WORSLEY DENTAL	-1,645.00
04/22/2024	151455	Check	ARGUS DENTAL & VISION	-3,242.31
04/30/2024	151506	Check	ARGUS DENTAL & VISION	-3,216.15
04/30/2024	151514	Check	INTEGRATED DATA SERVICES	-1,500.00
04/30/2024	151522	Check	TYLER COUNTY TAX ASSESSOR / COLLECT	-200.00
05/02/2024	151537	Check	JR'S TRUCKING, HEAVY EQUIP, HYDRAULI	-497.45
05/07/2024	151567	Check	EAST TEXAS MACHINE	-90.00
05/09/2024	151608	Check	TYLER COUNTY HOSPITAL/INMATE BILL	-17,383.18
05/15/2024	151669	Check	EAST TEXAS MACHINE	-396.00
05/15/2024	151678	Check	JASPER COUNTY	-8,160.00
05/15/2024	151710	Check	WRIGHT, RUSSELL J.	-2,700.00
05/16/2024	151628	Check	EASON SERVICE CENTER	-1,561.17
05/16/2024	151658	Check	WOODVILLE VOLUNTEER FIRE DEPT.	-150.00
05/16/2024	151718	Check	POWERS, MILTON	-295.00
05/23/2024	151733	Check	ENGLISH, CHIP	-600.00
05/23/2024	151737	Check	PITNEY BOWES GLOBAL FINANCIAL SERVI	-465.96
05/23/2024	151738	Check	PITNEY BOWES GLOBAL FINANCIAL SERVI	-469.05
05/23/2024	151739	Check	PITNEY BOWES GLOBAL FINANCIAL SERVI	-338.22
05/23/2024	151740	Check	PITNEY BOWES GLOBAL FINANCIAL SERVI	-556.74
05/23/2024	151745	Check	SYSCO FOOD SERVICES	-790.65
05/23/2024	151755	Check	A2Z AUTOMOTIVE	-1,665.44
05/23/2024	151760	Check	G & G LOCK AND SAFE CO.	-109.50
05/23/2024	151764	Check	SPARKLETTS & SIERRA SPRINGS	-885.90
05/23/2024	151767	Check	ULINE	-620.05
05/29/2024	151771	Check	CCTHITA TRIBAL CHILD SUPPORT UNIT	-327.16
05/29/2024	151776	Check	NATIONWIDE RETIREMENT SOLUTIONS	-100.00

Cleared Checks

Item Date	Reference	Item Type	Description	Amount
05/30/2024	151777	Check	10-8 VIDEO, LLC	-49.00
05/30/2024	151779	Check	AVATEL TECHNOLOGIES, INC.	-298.00
05/30/2024	151780	Check	BENTON, SHANNON DALE	-824.62
05/30/2024	151782	Check	CARSON, MELISSA	-295.00
05/30/2024	151785	Check	CHESTER GAS SYSTEM	-40.00
05/30/2024	151786	Check	CHESTER WATER SUPPLY CORP.	-28.14
05/30/2024	151787	Check	CROCKER, GLEN ATTORNEY AT LAW	-687.50
05/30/2024	151788	Check	DUCKWORTH, BRANDON INSPECTION SER	-175.00
05/30/2024	151789	Check	EHLER, AMANDA	-725.47
05/30/2024	151790	Check	EVERYTHING U	-149.21
05/30/2024	151791	Check	FEDEX	-50.70
05/30/2024	151792	Check	FIRST NATIONAL BANK WICHITA FALLS	-26,500.00
05/30/2024	151793	Check	FIRST NATIONAL BANK WICHITA FALLS	-36,814.78
05/30/2024	151795	Check	JEFFERSON COUNTY CLERK	-360.00
05/30/2024	151796	Check	LOCAL SANITATION, LLC	-272.00
05/30/2024	151797	Check	MCPHERSON, MICHELLE	-8,262.50
05/30/2024	151800	Check	MOORE, MCKENZY	-295.00
05/30/2024	151801	Check	MY FLEET CENTER	-7.00
05/30/2024	151802	Check	PARKER'S BUILDING SUPPLY - WOODVILLI	-603.90
05/30/2024	151803	Check	PATRIOT GLASSWORKS	-300.00
05/30/2024	151804	Check	SAM HOUSTON ELECTRIC COOPERATIVE, I	-53.06
05/30/2024	151806	Check	SKINNER, WADE	-39.29
05/30/2024	151807	Check	TEXAS DOCUMENT SOLUTIONS INC./PHIL/	-90.65
05/30/2024	151808	Check	TEXAS DOCUMENT SOLUTIONS, INC./AUS'	-205.01
05/30/2024	151809	Check	TEXAS DOCUMENT SOLUTIONS, INC./AUS'	-563.42
05/30/2024	151810	Check	TEXAS DOCUMENT SOLUTIONS, INC./AUS'	-48.33
05/30/2024	151811	Check	VERIZON WIRELESS	-28.65
05/30/2024	151812	Check	WALLING SIGNS & GRAPHICS	-42.00
05/30/2024	151813	Check	WALMART/CAPITAL ONE	-14.44
05/30/2024	151814	Check	WALMART/CAPITAL ONE	-386.33
05/30/2024	151815	Check	WILSON INSURANCE AGENCY	-71.00
05/30/2024	151816	Check	WINDSTREAM	-218.13
05/30/2024	151818	Check	CYPHER COMPUTERS	-490.00
06/03/2024	151819	Check	DAVID J. WAXMAN, INC.	-135,000.00
06/03/2024	151820	Check	CARD SERVICE CENTER/MASTERCARD	-16,188.05
06/04/2024	151826	Check	DAVID J. WAXMAN, INC.	-12,250.00
06/04/2024	151827	Check	DUPLICHAIR CONTRACTORS	-18,900.00
06/04/2024	151828	Check	GOODWIN-LASITER-STRONG	-21,450.00
06/04/2024	151829	Check	PUMPS OF HOUSTON	-28,240.00
06/05/2024	151830	Check	A T & T LONG DISTANCE	-0.84
06/05/2024	151831	Check	AMG PRINTING & MAILING	-4,793.12
06/05/2024	151832	Check	BROWN, PATRICA	-65.90
06/05/2024	151833	Check	CITY OF WOODVILLE	-3,347.85
06/05/2024	151834	Check	DEEP EAST TEXAS COUNCIL OF GOVERN	-200.00
06/05/2024	151835	Check	DIRECTV	-184.99

Cleared Checks

Item Date	Reference	Item Type	Description	Amount
06/05/2024	151836	Check	DORVEE, KRISTI	-100.00
06/05/2024	151837	Check	EASTEX TELEPHONE COOP., INC.	-111.47
06/05/2024	151838	Check	ENERGY	-23.64
06/05/2024	151839	Check	FEDEX	-96.75
06/05/2024	151840	Check	GRAHAM, G.W. PHD.	-600.00
06/05/2024	151841	Check	GRAVES, HUMPHRIES, STAHL, ITD	-3,032.01
06/05/2024	151842	Check	GT DISTRIBUTORS, INC.	-1,219.99
06/05/2024	151844	Check	IGLESIAS LAW FIRM, PLLC	-90.00
06/05/2024	151845	Check	INDIGENT HEALTHCARE SOLUTIONS, LTD.	-1,059.00
06/05/2024	151846	Check	JACK ALEXANDER, LTD.	-9,994.85
06/05/2024	151847	Check	JR'S TRUCKING, HEAVY EQUIP, HYDRAULI	-581.97
06/05/2024	151848	Check	MONK, LEANN	-563.00
06/05/2024	151849	Check	NET DATA CORP.	-15,000.00
06/05/2024	151850	Check	OTIS ELEVATOR COMPANY	-95.00
06/05/2024	151851	Check	POPE, MAEGAN	-236.00
06/05/2024	151852	Check	RILEY FUNERAL HOME	-375.00
06/05/2024	151853	Check	ROSS, ANTHONY	-459.89
06/05/2024	151854	Check	SAM HOUSTON ELECTRIC COOPERATIVE, I	-566.96
06/05/2024	151855	Check	SENECA WATER SUPPLY CORP.	-56.26
06/05/2024	151856	Check	SKINNER, JACKIE - COUNTY AUDITOR	-563.36
06/05/2024	151857	Check	SPARKLIGHT	-170.98
06/05/2024	151858	Check	STRINGER & GRIFFIN FUNERAL HOME	-500.00
06/05/2024	151859	Check	SYNOVIA SOLUTIONS LLC	-320.00
06/05/2024	151860	Check	SYSCO FOOD SERVICES	-765.69
06/05/2024	151861	Check	SYSCO FOOD SERVICES	-758.91
06/05/2024	151862	Check	SYSTEM ACCESS	-1,260.00
06/05/2024	151863	Check	TEXAS A & M AGRILIFE EXTENSION	-30.00
06/05/2024	151864	Check	TEXAS DEPARTMENT OF MOTOR VEHICLES	-718.00
06/05/2024	151865	Check	TEXAS DEPARTMENT OF STATE HEALTH SE	-113.46
06/05/2024	151866	Check	TEXAS DOCUMENT SOLUTIONS INC./PHIL/	-207.09
06/05/2024	151867	Check	TEXAS DOCUMENT SOLUTIONS INC./PHIL/	-876.00
06/05/2024	151868	Check	TEXAS DOCUMENT SOLUTIONS INC./PHIL/	-277.14
06/05/2024	151869	Check	THOMSON REUTERS - WEST PAYMENT CEN	-1,220.31
06/05/2024	151870	Check	THOMSON REUTERS - WEST PAYMENT CEN	-656.69
06/05/2024	151871	Check	TXTAG	-10.38
06/05/2024	151873	Check	TYLER COUNTY HOSPITAL	-46.20
06/05/2024	151874	Check	TYLER COUNTY TAX OFFICE	-50.00
06/05/2024	151875	Check	ULINE	-387.84
06/05/2024	151876	Check	US POSTAL SERVICE (WOODVILLE)	-364.00
06/05/2024	151877	Check	VECTOR SECURITY	-339.12
06/05/2024	151878	Check	VERIZON WIRELESS	-1,523.60
06/05/2024	151879	Check	VOTACALL, INC.	-5,150.86
06/05/2024	151880	Check	VOTH, STEPHANIE	-236.00
06/05/2024	151881	Check	WALLING SIGNS & GRAPHICS	-161.00
06/06/2024	151882	Check	CYPHER COMPUTERS	-490.00

Cleared Checks

Item Date	Reference	Item Type	Description	Amount
06/06/2024	151883	Check	TEXAS ASSOCIATION OF COUNTIES/RISK	-231,948.58
06/10/2024	151884	Check	ENERGY	-7,038.93
06/11/2024	151918	Check	CCTHITA TRIBAL CHILD SUPPORT UNIT	-327.16
06/11/2024	151919	Check	TYLER COUNTY PAYROLL	-190,552.96
06/11/2024	151920	Check	TYLER COUNTY PAYROLL	-55,372.64
06/11/2024	151923	Check	NATIONWIDE RETIREMENT SOLUTIONS	-100.00
06/13/2024	151885	Check	ABLES-LAND, INC.	-735.90
06/13/2024	151886	Check	ATTOYAC ROCK, LLC	-13,943.66
06/13/2024	151887	Check	BEAUMONT FRAME & FRONT END	-375.49
06/13/2024	151888	Check	BOB BARKER COMPANY, INC.	-741.83
06/13/2024	151889	Check	BYTHEWOOD LEGAL SERVICES, PLLC	-2,730.00
06/13/2024	151890	Check	DIRECT SOLUTIONS	-829.56
06/13/2024	151891	Check	EASON SERVICE CENTER	-1,054.95
06/13/2024	151892	Check	ELIZALDE, GABRIEL	-2,065.67
06/13/2024	151893	Check	GALLS, LLC	-17.79
06/13/2024	151894	Check	GARDNER OIL, INC.	-33,465.40
06/13/2024	151895	Check	GARDNER OIL/TIMBERMAN'S	-1,254.75
06/13/2024	151896	Check	GFMD- GLOBAL FOCUS	-433.42
06/13/2024	151897	Check	HON, WILLIAM LEE	-900.00
06/13/2024	151899	Check	JASPER XXON TOWING AND RECOVERY	-40.00
06/13/2024	151900	Check	KYLES, YSIDRA M. ATTY.	-1,125.00
06/13/2024	151901	Check	LAKEWAY TIRE & SERVICE-JASPER (AR)	-4,251.48
06/13/2024	151902	Check	MCDONOUGH, TIMOTHY R.	-600.00
06/13/2024	151903	Check	MOTT WHOLESALE, INC.	-930.06
06/13/2024	151904	Check	MUSTANG CAT	-148.67
06/13/2024	151905	Check	O'REILLY AUTOMOTIVE, INC.	-103.96
06/13/2024	151906	Check	PARKER'S BUILDING SUPPLY - WOODVILLI	-417.38
06/13/2024	151907	Check	QUILL CORPORATION	-104.96
06/13/2024	151908	Check	RISINGER, JAMES MICHAEL ATTY. AT LAW	-600.00
06/13/2024	151909	Check	SOUTHERN TRACTOR	-42.99
06/13/2024	151910	Check	SYSCO FOOD SERVICES	-7,524.97
06/13/2024	151911	Check	TCH FAMILY MEDICAL CLINIC	-249.00
06/13/2024	151912	Check	TEJAS EQUIPMENT, INC.	-61.95
06/13/2024	151913	Check	TEXAS MATERIALS GROUP, INC.	-2,521.85
06/13/2024	151914	Check	TMS INTERNATIONAL, LLC.	-5,645.20
06/13/2024	151915	Check	TOLAR'S FEED & OUTDOOR SUPPLY	-28.95
06/13/2024	151916	Check	U PUMP IT - GARDNER OIL	-9,373.90
06/13/2024	151917	Check	VERIZON WIRELESS	-128.83
06/13/2024	151925	Check	A T & T PHONES - CAROL STREAM, IL.	-126.00
06/13/2024	151926	Check	A T & T PHONES - CAROL STREAM, IL.	-4,052.95
06/13/2024	151927	Check	ALL NEEDZ DENTAL/WORSLEY DENTAL	-363.00
06/13/2024	151928	Check	ALL NEEDZ DENTAL/WORSLEY DENTAL	-618.00
06/13/2024	151929	Check	APPRISS, INC.	-1,694.64
06/13/2024	151930	Check	ARD, MELINDA	-90.00
06/13/2024	151932	Check	BRAZOS ELEVATOR COMPANY LLC.	-440.00

Cleared Checks

Item Date	Reference	Item Type	Description	Amount
06/13/2024	151933	Check	CHESTER VOLUNTEER FIRE DEPT.	-150.00
06/13/2024	151934	Check	COASTAL WELDING SUPPLY	-66.66
06/13/2024	151935	Check	CONSOLIDATED COMMUNICATIONS	-16.91
06/13/2024	151936	Check	CROCKER, GLEN ATTORNEY AT LAW	-75.00
06/13/2024	151937	Check	CYPHER COMPUTERS	-280.00
06/13/2024	151938	Check	DAVID NORTON TIRE, INC.	-2,609.25
06/13/2024	151939	Check	DEBBIE'S HARDWARE	-188.05
06/13/2024	151940	Check	DIRECT SOLUTIONS	-4,594.40
06/13/2024	151941	Check	DURFEE, SCOTT A.	-2,450.00
06/13/2024	151942	Check	EAST TEXAS MACHINE	-300.00
06/13/2024	151943	Check	ECONO SIGNS, LLC	-388.59
06/13/2024	151944	Check	GRAINGER	-514.24
06/13/2024	151946	Check	HOLLIER, BONNIE	-1,251.17
06/13/2024	151947	Check	HON, WILLIAM LEE	-450.00
06/13/2024	151948	Check	JAMES ANDREWS TRUCKING	-400.00
06/13/2024	151949	Check	JERRY'S SAW SHOP	-208.80
06/13/2024	151950	Check	KEATING, DUANE F. ATTORNEY	-1,987.50
06/13/2024	151951	Check	KING RANCH AG & TURF	-64.83
06/13/2024	151952	Check	KYLES, YSIDRA M. ATTY.	-1,200.00
06/13/2024	151953	Check	LAKEWAY TIRE & SERVICE-JASPER (AR)	-506.15
06/13/2024	151954	Check	MOFFETT, DESTINY	-276.71
06/13/2024	151955	Check	PARKER'S BUILDING SUPPLY - WOODVILLI	-68.07
06/13/2024	151956	Check	PHILLIPS, BOBBY L.	-1,600.00
06/13/2024	151957	Check	POWERPLAN	-154.98
06/13/2024	151958	Check	QUILL CORPORATION	-124.99
06/13/2024	151959	Check	QUILL CORPORATION	-19.59
06/13/2024	151960	Check	QUILL CORPORATION	-33.99
06/13/2024	151961	Check	QUILL CORPORATION	-47.98
06/13/2024	151962	Check	ROGUE WASTE RECOVERY & ENVIRONMEN	-180.00
06/13/2024	151963	Check	SHADY GROVE VOLUNTEER FIRE DEPT.	-150.00
06/13/2024	151964	Check	SMART'S TRUCK & TRAILER EQUIPMENT, I	-266.33
06/13/2024	151965	Check	SOUTHERN HEALTH PARTNERS	-9,514.74
06/13/2024	151966	Check	SPARKLIGHT	-800.00
06/13/2024	151967	Check	SULLIVAN'S HARDWARE	-109.88
06/13/2024	151968	Check	TEJAS EQUIPMENT, INC.	-12.34
06/13/2024	151969	Check	TEXAS DOCUMENT SOLUTIONS, INC./AUS	-95.69
06/13/2024	151970	Check	TEXAS MATERIALS GROUP, INC.	-2,057.40
06/13/2024	151971	Check	TMS INTERNATIONAL, LLC.	-6,053.55
06/13/2024	151972	Check	U PUMP IT - GARDNER OIL	-150.73
06/13/2024	151973	Check	VERIZON WIRELESS	-1,149.91
06/13/2024	151974	Check	WALLING SIGNS & GRAPHICS	-1,200.85
06/13/2024	151975	Check	WAUKESHA-PEARCE INDUSTRIES, INC.	-2.50
06/13/2024	151976	Check	WOODVILLE VOLUNTEER FIRE DEPT.	-150.00
06/13/2024	151977	Check	DIRECTV	-158.93
06/13/2024	151978	Check	EASON SERVICE CENTER	-64.98

Cleared Checks

Item Date	Reference	Item Type	Description	Amount
06/13/2024	151979	Check	PATINO-MARTINEZ, JOSE M.	-45.90
06/17/2024	151980	Check	TAC HEALTH BENEFITS POOL (TAC-HEBP)	-118,907.06
06/17/2024	151987	Check	POLICE & FIREMEN'S INSURANCE CO	-384.51
06/18/2024	152050	Check	MOORE, JACOB/ J&B PRODUCTION & SERV	-20,556.95
06/20/2024	151997	Check	A T & T - 019 DATA PROC.	-30.16
06/20/2024	151998	Check	ADVANCED SYSTEMS & ALARMS SERVICES	-35.00
06/20/2024	151999	Check	AMERICAN TRAFFIC SAFETY MATERIALS, I	-396.40
06/20/2024	152000	Check	AVAYA FINANCIAL SERVICES	-158.91
06/20/2024	152001	Check	BEAUMONT FRAME & FRONT END	-225.00
06/20/2024	152002	Check	BPSO	-133.22
06/20/2024	152003	Check	BROWN, WENDELL KIRK	-62.87
06/20/2024	152004	Check	CLINICAL SOLUTIONS	-3,276.63
06/20/2024	152005	Check	CNA SURETY	-185.00
06/20/2024	152006	Check	COASTAL WELDING SUPPLY	-250.00
06/20/2024	152007	Check	COASTAL WELDING SUPPLY	-307.28
06/20/2024	152010	Check	CYPHER COMPUTERS	-700.00
06/20/2024	152011	Check	ENTERGY	-1,382.02
06/20/2024	152012	Check	EVERYTHING U	-117.01
06/20/2024	152013	Check	HON, WILLIAM LEE	-500.00
06/20/2024	152014	Check	HUDSON, CHARLES	-954.28
06/20/2024	152015	Check	HUGHES, DOUG	-868.48
06/20/2024	152016	Check	JACK ALEXANDER, LTD.	-7,870.82
06/20/2024	152018	Check	JMC EQUIPMENT	-4,136.63
06/20/2024	152020	Check	LIQUID ENVIRONMENTAL SOLUTIONS OF	-162.20
06/20/2024	152021	Check	MARSHALL, MICHAEL	-954.28
06/20/2024	152022	Check	MATT'S AUTOMOTIVE	-680.86
06/20/2024	152023	Check	MOFFETT, DESTINY	-452.58
06/20/2024	152024	Check	MY FLEET CENTER	-949.53
06/20/2024	152025	Check	PARKER'S BUILDING SUPPLY - WOODVILLI	-2,048.35
06/20/2024	152027	Check	PITNEY BOWES GLOBAL FINANCIAL SERVI	-270.00
06/20/2024	152028	Check	QUILL CORPORATION	-57.99
06/20/2024	152029	Check	QUILL CORPORATION	-144.32
06/20/2024	152030	Check	QUILL CORPORATION	-45.99
06/20/2024	152031	Check	ROSS, ANTHONY	-741.26
06/20/2024	152032	Check	RURAL PIPE & SUPPLY	-1,802.00
06/20/2024	152033	Check	SHAW BUTANE	-224.00
06/20/2024	152035	Check	SOUTHERN HEALTH PARTNERS	-138.57
06/20/2024	152036	Check	SPARKLIGHT	-196.60
06/20/2024	152038	Check	SYSTEM ACCESS	-210.00
06/20/2024	152039	Check	TEXAS DOCUMENT SOLUTIONS INC./PHIL/	-188.27
06/20/2024	152040	Check	TEXAS DOCUMENT SOLUTIONS INC./PHIL/	-62.06
06/20/2024	152041	Check	TEXAS DOCUMENT SOLUTIONS INC./PHIL/	-128.27
06/20/2024	152042	Check	TEXAS DOCUMENT SOLUTIONS INC./PHIL/	-120.87
06/20/2024	152043	Check	TEXAS DOCUMENT SOLUTIONS INC./PHIL/	-898.96
06/20/2024	152044	Check	TEXAS DOCUMENT SOLUTIONS, INC./AUS	-81.19

Cleared Checks

Item Date	Reference	Item Type	Description	Amount
06/20/2024	152045	Check	TOLAR'S FEED & OUTDOOR SUPPLY	-129.90
06/20/2024	152047	Check	WALMART/CAPITAL ONE	-359.75
06/20/2024	152048	Check	WHITWORTH, CASEY	-697.04
06/20/2024	152049	Check	WRIGHT, RUSSELL J.	-1,575.00
06/20/2024	152052	Check	CCTHITA TRIBAL CHILD SUPPORT UNIT	-327.16
06/20/2024	152055	Check	TYLER CO. COMMUNITY SUPVN. & CORREC	-316.77
06/20/2024	152071	Check	CREWS, PAMELA RENEE'/REGISTRY PROCE	-2,507.89
06/20/2024	152072	Check	CREWS, PAMELA RENEE'/REGISTRY PROCE	-259.36
06/20/2024	152073	Check	ELROD, BRAD ATTORNEY AT LAW	-350.00
06/20/2024	152074	Check	ELROD, BRAD ATTORNEY AT LAW	-350.00
06/20/2024	152075	Check	FORTENBERRY, THOMAS D.	-1,050.00
06/20/2024	152083	Check	SELF, TINA	-671.00
06/24/2024	152091	Check	CALCO CALLENS COMPANY, INC.	-16,840.82
06/25/2024	152094	Check	TYLER COUNTY PAYROLL	-187,406.63
06/25/2024	152095	Check	TYLER COUNTY PAYROLL	-52,594.88
06/26/2024	152102	Check	ARD, MELINDA	-90.00
06/26/2024	152104	Check	CREWS, PAMELA RENEE' / DISTRICT CLER	-1,200.00
06/26/2024	152105	Check	CYPHER COMPUTERS	-630.00
06/26/2024	152113	Check	JR'S TRUCKING, HEAVY EQUIP, HYDRAULI	-7,554.86
Total Cleared Checks (276)				-1,494,285.17

Cleared Other

Item Date	Reference	Item Type	Description	Amount
04/18/2024	151411	Check Reversal	ALL NEEDZ DENTAL/WORSLEY DENTAL Re	1,645.00
04/30/2024	151514	Check Reversal	INTEGRATED DATA SERVICES Reversal	1,500.00
05/02/2024	DFT0002818	Bank Draft	VOYA INSTITUTIONAL TRUST COMPANY	-87.50
05/16/2024	151718	Check Reversal	POWERS, MILTON Reversal	295.00
05/16/2024	DFT0002823	Bank Draft	VOYA INSTITUTIONAL TRUST COMPANY	-87.50
05/30/2024	DFT0002826	Bank Draft	VOYA INSTITUTIONAL TRUST COMPANY	-87.50
05/31/2024	DFT0002817	Bank Draft	TEXAS COUNTY & DISTRICT RETIREMENT	-33,913.77
05/31/2024	DFT0002820	Bank Draft	TEXAS COUNTY & DISTRICT RETIREMENT	-29.06
05/31/2024	DFT0002822	Bank Draft	TEXAS COUNTY & DISTRICT RETIREMENT	-34,144.83
05/31/2024	DFT0002825	Bank Draft	TEXAS COUNTY & DISTRICT RETIREMENT	-34,531.52
06/03/2024	DEPR0000075	Deposit Reversal	REVERSAL OF R00012588	-75.00
06/03/2024	DEPR0000076	Deposit Reversal	REVERSAL OF REC.#00012603	-25.00
06/13/2024	DFT0002829	Bank Draft	VOYA INSTITUTIONAL TRUST COMPANY	-87.50
06/18/2024	140294	Check Reversal	TEXAS DEPT. PARKS & WILDLIFE-MOSLEY	59.50
06/18/2024	145491	Check Reversal	TYLER CO. COMMUNITY SUPVN. & CORREC	316.77
06/18/2024	147157	Check Reversal	CCTHITA TRIBAL CHILD SUPPORT UNIT Re	327.16
06/27/2024	DFT0002832	Bank Draft	VOYA INSTITUTIONAL TRUST COMPANY	-87.50

Cleared Other

Item Date	Reference	Item Type	Description	Amount
06/30/2024	INT0000525	Interest	Interest Allocation	25,928.00
Total Cleared Other (18)				-73,085.25

Outstanding Deposits

Item Date	Reference	Item Type	Description	Amount
11/02/2023	DEP0018497	Deposit	COUNTERFEIT CHECK	1,900.00
Total Outstanding Deposits (1)				1,900.00

Outstanding Checks

Item Date	Reference	Item Type	Description	Amount
11/06/2020	138843	Check	KETHAN, EMMA	-72.00
11/09/2020	138715	Check	CHESTER BAPTIST CHURCH	-25.00
07/15/2021	141529	Check	PAGE, NICKOLOS R.	-7.00
08/18/2022	145479	Check	VERIZON WIRELESS	-37.99
09/22/2022	145728	Check	ALDERMAN, OLIVER NEIL	-25.00
09/22/2022	145785	Check	TIPTON, JEREMY	-150.00
10/31/2022	146082	Check	ESTATE OF ROBERT MANN	-700.00
12/01/2022	146383	Check	PAIGE ALAINE BATCHELOR	-50.00
12/20/2022	146754	Check	GROZE, CURTIS	-10.00
02/02/2023	147145	Check	TDCA/TEXAS DISTRICT COURT ALLIANCE	-50.00
03/28/2023	147658	Check	WHITWORTH, LEIGH ANN	-3.35
03/28/2023	147660	Check	HARDIN, JOSHUA A.	-19.27
05/03/2023	148022	Check	JAMES OLIVER REYNOLDS	-50.00
05/12/2023	148126	Check	LEAL-HUDSON , RACHEL ATTY.	-450.00
05/12/2023	148151	Check	TEXAS DEPARTMENT OF MOTOR VEHICLES	-538.50
07/06/2023	148580	Check	HARRIS, JENNIFER TORI	-50.00
07/13/2023	148686	Check	LAKEWAY TIRE & SERVICE-JASPER (AR)	-1,495.20
10/05/2023	149541	Check	TEXAS DEPT. PARKS & WILDLIFE-EDDINS	-93.50
10/12/2023	149655	Check	VERBATIM REPORTING & TRANSCRIPTION	-290.00
10/25/2023	149742	Check	POWERS, MILTON	-12.50
12/06/2023	150129	Check	SONESTA BEE CAVE/AUSTIN HILL COUNTF	-170.00
01/04/2024	150371	Check	TEXAS DEPT. PARKS & WILDLIFE-EDDINS	-430.55
01/04/2024	150375	Check	TEXAS DOCUMENT SOLUTIONS INC./PHIL	-209.62
01/18/2024	150526	Check	ESTATE OF ROBERT MANN	-350.00
02/22/2024	150851	Check	BABIN, LUCAS	-58.96
03/06/2024	150958	Check	SOAPE INC., ROGER A.	-117.31
03/13/2024	151027	Check	GREGORY, DONECE	-282.82
04/25/2024	151463	Check	CLOYD, JAMES	-173.05
04/25/2024	151474	Check	KRISTEN MOUSER	-37.00
05/23/2024	151770	Check	MAS, JAMES HENRY	-525.00
05/30/2024	151781	Check	CARSON, MELISSA	-2,325.01
05/30/2024	151783	Check	CARSON, MELISSA	-2,038.12

Outstanding Checks

Item Date	Reference	Item Type	Description	Amount
05/30/2024	151784	Check	CARSON, MELISSA	-379.29
06/05/2024	151843	Check	HORNE, CURTIS RAY	-50.00
06/05/2024	151872	Check	TYLER COUNTY HISTORICAL COMMISSION	-563.00
06/11/2024	151924	Check	TYLER COUNTY TAX ASSESSOR / COLLECT	-200.00
06/13/2024	151898	Check	HUGHES CENTER	-600.00
06/13/2024	151931	Check	BPSO	-11,880.00
06/13/2024	151945	Check	HARDY, PAT	-205.00
06/17/2024	151988	Check	ARGUS DENTAL & VISION	-3,242.31
06/17/2024	151990	Check	AFLAC INSURANCE	-11,282.69
06/18/2024	152056	Check	WOODCO LEASING, INC.	-32,500.00
06/20/2024	152008	Check	CREWS, RENEE GENERAL FEE ACCOUNT	-735.00
06/20/2024	152009	Check	CRUSE, LYNNETTE	-177.70
06/20/2024	152017	Check	JERRY'S SAW SHOP	-48.05
06/20/2024	152019	Check	JONES, KAYCEE HONORABLE	-104.02
06/20/2024	152026	Check	PITNEY BOWES - PURCHASE POWER	-2,024.75
06/20/2024	152034	Check	SIMMONS, ANDREA CSR	-300.00
06/20/2024	152037	Check	SYSCO FOOD SERVICES	-748.53
06/20/2024	152046	Check	VANCE'S A/C & HEATING	-6,830.83
06/20/2024	152051	Check	BRUNELLE, MICHELLE	-202.71
06/20/2024	152053	Check	STOVER III, EARL B. JUDGE	-213.37
06/20/2024	152054	Check	TEXAS DEPT. PARKS & WILDLIFE-MOSLEY	-59.50
06/20/2024	152057	Check	MASA Medical Transport Solutions	-932.00
06/20/2024	152059	Check	CARSON, MELISSA	-841.67
06/20/2024	152060	Check	CARSON, MELISSA	-916.67
06/20/2024	152061	Check	CARSON, MELISSA	-5,302.11
06/20/2024	152062	Check	CARSON, MELISSA	-8,551.64
06/20/2024	152063	Check	CARSON, MELISSA	-1,432.00
06/20/2024	152064	Check	CARSON, MELISSA	-176.67
06/20/2024	152065	Check	CREWS, PAMELA RENEE' / DISTRICT CLER	-450.00
06/20/2024	152066	Check	CREWS, PAMELA RENEE' / DISTRICT CLER	-193.00
06/20/2024	152067	Check	CREWS, PAMELA RENEE' / DISTRICT CLER	-744.00
06/20/2024	152068	Check	CREWS, PAMELA RENEE' / DISTRICT CLER	-143.33
06/20/2024	152069	Check	CREWS, PAMELA RENEE' / DISTRICT CLER	-143.33
06/20/2024	152070	Check	CREWS, PAMELA RENEE' / DISTRICT CLER	-143.33
06/20/2024	152076	Check	LINEBARGER GOGGAN BLAIR & SAMPSON,	-475.00
06/20/2024	152077	Check	LINEBARGER GOGGAN BLAIR & SAMPSON,	-650.00
06/20/2024	152078	Check	LINEBARGER GOGGAN BLAIR & SAMPSON,	-640.00
06/20/2024	152079	Check	LINEBARGER GOGGAN BLAIR & SAMPSON,	-650.00
06/20/2024	152080	Check	LINEBARGER GOGGAN BLAIR & SAMPSON,	-585.00
06/20/2024	152081	Check	LINEBARGER GOGGAN BLAIR & SAMPSON,	-655.00
06/20/2024	152082	Check	ROGERS, RUTHIE	-22.16
06/20/2024	152084	Check	SYSCO FOOD SERVICES	-1,052.74
06/20/2024	152085	Check	WEATHERFORD, BRYAN/TYLER COUNTY SF	-40.00
06/20/2024	152086	Check	WEATHERFORD, BRYAN/TYLER COUNTY SF	-40.00
06/20/2024	152087	Check	WEATHERFORD, BRYAN/TYLER COUNTY SF	-40.00

Outstanding Checks

Item Date	Reference	Item Type	Description	Amount
06/20/2024	152088	Check	WEATHERFORD, BRYAN/TYLER COUNTY SF	-40.00
06/20/2024	152089	Check	WEATHERFORD, BRYAN/TYLER COUNTY SF	-40.00
06/20/2024	152090	Check	WEATHERFORD, BRYAN/TYLER COUNTY SF	-40.00
06/25/2024	152092	Check	LAKELAND RANCH, LLC	-14,093.19
06/25/2024	152093	Check	CCTHITA TRIBAL CHILD SUPPORT UNIT	-327.16
06/25/2024	152098	Check	NATIONWIDE RETIREMENT SOLUTIONS	-100.00
06/25/2024	152099	Check	TYLER COUNTY TAX ASSESSOR / COLLECT	-200.00
06/26/2024	152100	Check	A T & T - 019 DATA PROC.	-1,032.31
06/26/2024	152101	Check	A T & T NRCS	-78.68
06/26/2024	152103	Check	ATTOYAC ROCK, LLC	-11,575.55
06/26/2024	152106	Check	DEPARTMENT OF INFORMATION RESOURC	-41.07
06/26/2024	152107	Check	EHLER, AMANDA	-174.20
06/26/2024	152108	Check	EMERG PHY OF WEST BLUFF,PLLC	-181.64
06/26/2024	152109	Check	EMERG PHY OF WEST BLUFF,PLLC	-545.60
06/26/2024	152110	Check	HCTRA-VIOLATIONS	-22.00
06/26/2024	152111	Check	J & M AIRCRAFT SUPPLY, INC.	-1,385.42
06/26/2024	152112	Check	JERRY'S SAW SHOP	-47.93
06/26/2024	152114	Check	LOCAL SANITATION, LLC	-272.00
06/26/2024	152115	Check	MIDWEST PATROL & INVESTIGATIVE LLC	-4,484.00
06/26/2024	152116	Check	MOBILEXUSA	-132.70
06/26/2024	152117	Check	MORTON MORROW, INC.	-356.80
06/26/2024	152118	Check	NET DATA CORP.	-2,000.00
06/26/2024	152119	Check	PHILLIPS, BOBBY L.	-450.00
06/26/2024	152120	Check	POLK COUNTY PUBLISHING CO.	-5.00
06/26/2024	152121	Check	QUILL CORPORATION	-128.99
06/26/2024	152122	Check	RMA TOLL PROCESSING	-5.92
06/26/2024	152123	Check	SANDOVAL FORTIN, CARLOS ALBERTO	-6.00
06/26/2024	152124	Check	SCOTT MERRIMAN, INC.	-2,471.41
06/26/2024	152125	Check	SPARKLETTS & SIERRA SPRINGS	-2,046.81
06/26/2024	152126	Check	SPARKLETTS & SIERRA SPRINGS	-50.95
06/26/2024	152127	Check	SYSTEM ACCESS	-840.00
06/26/2024	152128	Check	TANT, DANNY	-5,150.00
06/26/2024	152129	Check	TEXAS ASSOCIATION OF COUNTIES/EDUC	-280.00
06/26/2024	152130	Check	TEXAS DOCUMENT SOLUTIONS, INC./AUS'	-124.05
06/26/2024	152131	Check	TEXAS DOCUMENT SOLUTIONS, INC./AUS'	-38.73
06/26/2024	152132	Check	TEXAS MATERIALS GROUP, INC.	-2,513.95
06/26/2024	152133	Check	TMS INTERNATIONAL, LLC.	-3,547.79
06/26/2024	152134	Check	TYLER COUNTY APPRAISAL DISTRICT	-124,441.00
06/26/2024	152135	Check	TYLER COUNTY WATER SUPPLY CORP.	-48.70
06/26/2024	152136	Check	ULINE	-85.27
06/27/2024	152137	Check	ALLEN, MARK	-187.25
06/27/2024	152138	Check	SOUTHEAST TEXAS FLOOD CONTROL DIST	-1,158.00

Outstanding Checks

Item Date	Reference	Item Type	Description	Amount
06/27/2024	152139	Check	CARD SERVICE CENTER/MASTERCARD	-13,487.06
Total Outstanding Checks (120)				-302,250.28

Outstanding Other

Item Date	Reference	Item Type	Description	Amount
06/30/2024	DFT0002828	Bank Draft	TEXAS COUNTY & DISTRICT RETIREMENT	-35,416.13
06/30/2024	DFT0002831	Bank Draft	TEXAS COUNTY & DISTRICT RETIREMENT	-33,799.79
Total Outstanding Other (2)				-69,215.92

Voided Checks

Item Date	Reference	Item Type	Description	Amount
06/03/2024	151821	Check	Void Check	0.00
06/03/2024	151822	Check	Void Check	0.00
06/03/2024	151823	Check	Void Check	0.00
06/03/2024	151824	Check	Void Check	0.00
06/03/2024	151825	Check	Void Check	0.00
06/11/2024	151921	Check	Void Check	0.00
06/11/2024	151922	Check	Void Check	0.00
06/17/2024	151981	Check	Void Check	0.00
06/17/2024	151982	Check	Void Check	0.00
06/17/2024	151983	Check	Void Check	0.00
06/17/2024	151984	Check	Void Check	0.00
06/17/2024	151985	Check	Void Check	0.00
06/17/2024	151986	Check	Void Check	0.00
06/17/2024	151989	Check	Void Check	0.00
06/17/2024	151991	Check	Void Check	0.00
06/17/2024	151992	Check	Void Check	0.00
06/17/2024	151993	Check	Void Check	0.00
06/17/2024	151994	Check	Void Check	0.00
06/17/2024	151995	Check	Void Check	0.00
06/17/2024	151996	Check	Void Check	0.00
06/20/2024	152058	Check	Void Check	0.00
06/25/2024	152096	Check	Void Check	0.00
06/25/2024	152097	Check	Void Check	0.00
06/27/2024	152140	Check	Void Check	0.00
06/27/2024	152141	Check	Void Check	0.00
06/27/2024	152142	Check	Void Check	0.00
06/27/2024	152143	Check	Void Check	0.00
06/27/2024	152144	Check	Void Check	0.00
Total Voided Checks (28)				0.00



Tyler County, TX

Bank Statement Register

Transaction Summary

Transaction Type	Count	Outstanding	Cleared	Total
Bank Draft	11	-69,215.92	-103,056.68	-172,272.60
Check	424	-302,250.28	-1,494,285.17	-1,796,535.45
Deposit	78	1,900.00	1,234,071.94	1,235,971.94
Check Reversal	6	0.00	4,143.43	4,143.43
Interest	1	0.00	25,928.00	25,928.00
Deposit Reversal	2	0.00	-100.00	-100.00
		-369,566.20	-333,298.48	-702,864.68



Tyler County, TX

Bank Statement Register

Small Business Loan

Period 5/1/2024 - 5/31/2024

Packet: BRPKT01577

Bank Statement		General Ledger	
Beginning Balance	0.00	Account Balance	0.00
Plus Debits	0.00	Less Outstanding Debits	557.50
Less Credits	0.00	Plus Outstanding Credits	557.50
Adjustments	0.00	Adjustments	0.00
Ending Balance	0.00	Adjusted Account Balance	0.00

Statement Ending Balance	0.00
Bank Difference	0.00
General Ledger Difference	0.00

CASH BALANCE CONSISTS OF THE FOLLOWING GENERAL LEDGER ACCOUNTS

TREASURER'S CHECKING
SMALL BUSINESS LOAN

Outstanding Deposits

Item Date	Reference	Item Type	Description	Amount
05/30/2024	DEP0019737	Deposit	CLPKT06631 BG:Currency	557.50
Total Outstanding Deposits (1)				557.50

Outstanding Other

Item Date	Reference	Item Type	Description	Amount
05/30/2024	DEPR0000074	Deposit Reversal	REVERSAL OF REC. #R00012570	-557.50
Total Outstanding Other (1)				-557.50



Tyler County, TX

Bank Statement Register

Transaction Summary

Transaction Type	Count	Outstanding	Cleared	Total
Deposit	1	557.50	0.00	557.50
Deposit Reversal	1	-557.50	0.00	-557.50
		0.00	0.00	0.00



Tyler County, TX

Bank Statement Register

Small Business Loan

Period 6/1/2024 - 6/30/2024

Packet: BRPKT01578

Bank Statement

Beginning Balance	0.00
Plus Debits	1,672.50
Less Credits	1,115.00
Adjustments	0.00
Ending Balance	557.50

General Ledger

Account Balance	0.00
Less Outstanding Debits	0.00
Plus Outstanding Credits	557.50
Adjustments	0.00
Adjusted Account Balance	557.50

Statement Ending Balance	557.50
Bank Difference	0.00
General Ledger Difference	0.00

CASH BALANCE CONSISTS OF THE FOLLOWING GENERAL LEDGER ACCOUNTS

TREASURER'S CHECKING
SMALL BUSINESS LOAN

Cleared Deposits

Item Date	Reference	Item Type	Description	Amount
05/30/2024	DEP0019737	Deposit	CLPKT06631 BG:Currency	557.50
06/03/2024	DEP0019821	Deposit	CLPKT06657 BG:Currency	557.50
06/26/2024	DEP0019979	Deposit	CLPKT06709 BG:Currency	557.50
Total Cleared Deposits (3)				1,672.50

Cleared Checks

Item Date	Reference	Item Type	Description	Amount
06/05/2024	1164	Check	TEXAS DEPT. OF AGRICULTURE	-557.50
Total Cleared Checks (1)				-557.50

Cleared Other

Item Date	Reference	Item Type	Description	Amount
05/30/2024	DEPR0000074	Deposit Reversal	REVERSAL OF REC. #R00012570	-557.50
Total Cleared Other (1)				-557.50

Outstanding Checks

Item Date	Reference	Item Type	Description	Amount
06/26/2024	<u>1165</u>	Check	TEXAS DEPT. OF AGRICULTURE	-557.50
			Total Outstanding Checks (1)	-557.50



Tyler County, TX

Bank Statement Register

Transaction Summary

Transaction Type	Count	Outstanding	Cleared	Total
Check	2	-557.50	-557.50	-1,115.00
Deposit	3	0.00	1,672.50	1,672.50
Deposit Reversal	1	0.00	-557.50	-557.50
		-557.50	557.50	0.00



Tyler County, TX

Bank Statement Register

Payroll BNK

Period 6/1/2024 - 6/30/2024

Packet: BRPKT01576

Bank Statement		General Ledger	
Beginning Balance	3,763.42	Account Balance	0.00
Plus Debits	485,927.11	Less Outstanding Debits	0.00
Less Credits	483,110.66	Plus Outstanding Credits	6,579.87
Adjustments	0.00	Adjustments	0.00
Ending Balance	6,579.87	Adjusted Account Balance	6,579.87

Statement Ending Balance	6,579.87
Bank Difference	0.00
General Ledger Difference	0.00

CASH BALANCE CONSISTS OF THE FOLLOWING GENERAL LEDGER ACCOUNTS

PAYROLL ACCOUNTS

Cleared Deposits

Item Date	Reference	Item Type	Description	Amount
06/17/2024	DEP0019885	Deposit	CLPKT06678 BG:Currency	245,925.60
06/26/2024	DEP0019976	Deposit	CLPKT06708 BG:Currency	240,001.51
Total Cleared Deposits (2)				485,927.11

Cleared Checks

Item Date	Reference	Item Type	Description	Amount
05/16/2024	91119	Check	91119	-213.37
05/30/2024	91124	Check	91124	-103.41
06/13/2024	91128	Check	91128	-103.41
06/13/2024	91129	Check	91129	-100.00
06/13/2024	91130	Check	91130	-819.36
06/13/2024	91131	Check	91131	-177.32
06/13/2024	91132	Check	91132	-110.82
06/13/2024	91133	Check	91133	-110.82
06/13/2024	91134	Check	91134	-110.82
06/13/2024	91135	Check	91135	-110.82
06/13/2024	91136	Check	91136	-110.82
06/13/2024	91137	Check	91137	-110.82
06/13/2024	91138	Check	91138	-110.82
06/13/2024	91139	Check	91139	-110.82
Total Cleared Checks (14)				-2,403.43

Cleared Other

Item Date	Reference	Item Type	Description	Amount
06/11/2024	DFT0002830	Bank Draft	UNITED STATES TREASURY-IRS	-55,372.64
06/13/2024	EFT0000146	EFT	Payroll EFT	-188,466.31
06/25/2024	DFT0002833	Bank Draft	UNITED STATES TREASURY-IRS	-52,594.88
06/27/2024	EFT0000147	EFT	Payroll EFT	-184,273.40
Total Cleared Other (4)				-480,707.23

Outstanding Checks

Item Date	Reference	Item Type	Description	Amount
11/12/2021	89873	Check	89873	-38.79
12/02/2021	89967	Check	89967	-22.16
11/17/2022	90538	Check	90538	-12.00
05/03/2023	90727	Check	90727	-648.66
11/14/2023	90882	Check	90882	-202.71
11/16/2023	90963	Check	90963	-36.00
12/20/2023	91004	Check	91004	-2,272.95
03/21/2024	2068	Check	2068	-213.37
06/27/2024	91140	Check	91140	-213.37
06/27/2024	91141	Check	91141	-147.76
06/27/2024	91142	Check	91142	-517.16
06/27/2024	91143	Check	91143	-231.44
06/27/2024	91144	Check	91144	-100.00
06/27/2024	91145	Check	91145	-649.07
06/27/2024	91146	Check	91146	-221.64
06/27/2024	91147	Check	91147	-387.87
06/27/2024	91148	Check	91148	-332.46
06/27/2024	91149	Check	91149	-332.46
Total Outstanding Checks (18)				-6,579.87



Tyler County, TX

Bank Statement Register

Transaction Summary

Transaction Type	Count	Outstanding	Cleared	Total
Bank Draft	2	0.00	-107,967.52	-107,967.52
Check	32	-6,579.87	-2,403.43	-8,983.30
Deposit	2	0.00	485,927.11	485,927.11
EFT	2	0.00	-372,739.71	-372,739.71
		-6,579.87	2,816.45	-3,763.42



Tyler County, TX

Bank Statement Register

Jail Interest Sink Account

Period 6/1/2024 - 6/30/2024

Packet: BRPKT01574

Bank Statement

General Ledger

Beginning Balance	500,727.15	Account Balance	497,734.13
Plus Debits	0.00	Less Outstanding Debits	0.00
Less Credits	1,013.00	Plus Outstanding Credits	1,980.02
Adjustments	1,863.68	Adjustments	1,863.68
Ending Balance	501,577.83	Adjusted Account Balance	501,577.83

Statement Ending Balance	501,577.83
Bank Difference	0.00
General Ledger Difference	0.00

CASH BALANCE CONSISTS OF THE FOLLOWING GENERAL LEDGER ACCOUNTS

TREASURER'S CHECKING
BANK ACCT #

Adjustments

Item Date	Reference	Item Type	Description	Offsetting Account Number	Amount
06/30/2024	INT0000524	Interest	INTEREST	043-35100	1,863.68
Total Adjustments (1)					1,863.68

Cleared Checks

Item Date	Reference	Item Type	Description	Amount
06/20/2024	309	Check	SERVICE BY SCOTT	-663.00
06/20/2024	311	Check	PATRIOT GLASSWORKS	-350.00
Total Cleared Checks (2)				-1,013.00

Outstanding Checks

Item Date	Reference	Item Type	Description	Amount
06/20/2024	310	Check	VANCE'S A/C & HEATING	-1,980.02
Total Outstanding Checks (1)				-1,980.02



Tyler County, TX

Bank Statement Register

Transaction Summary

Transaction Type	Count	Outstanding	Cleared	Total
Check	3	-1,980.02	-1,013.00	-2,993.02
		-1,980.02	-1,013.00	-2,993.02

Section 3

Investment Report

TYLER COUNTY, TEXAS
MONTHLY INVESTMENT REPORT

Prepared by the Tyler County Treasurer for the month ending May 31, 2024.

A. As of 04/30/2024 the investment position of Tyler County was as follows:


1 Texas Class	\$ 4,903,385.92
2 Texas Class- Gvt.	\$ 3,007,020.44
3 FNB Wichita Falls - MM	\$ 101,415.29
4 FNB Wichita Falls - CDARS	\$ 5,417,705.61
5 FNB Wichita Falls - MM/Savings	\$ 4,878,387.57
5 Demand - Depository	\$ 7,688,426.99
6 American State Bank	\$ 422,530.48
 Total Invested	 \$26,418,872.30

B. Summaries of the County's investments in pooled funds (TexasClass, TexasClass Government, First National Bank Wichita Falls, ABS) are detailed on the attached Investment Pool Summary and investment statements.

C. Separate investments of all funds as of the end of the month are detailed in the attached investment month-end statements. Book value approximates market value for all certificates of deposit.

D. The investments of Tyler County Funds detailed in this and the attached reports are all made in full compliance with the Tyler County Investment Policy as approved by the Commissioners Court in the first quarter of 2024 and with the Public Funds Investment Act (2256.023) of the State of Texas.

Signed:



, Tyler County Treasurer

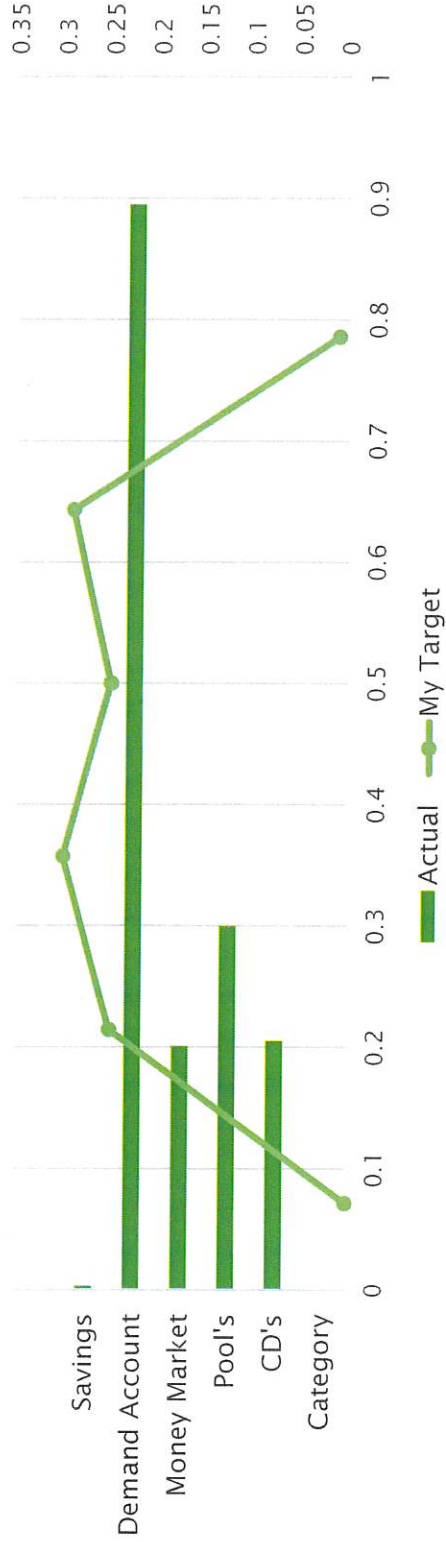
Tyler County Investment Officer





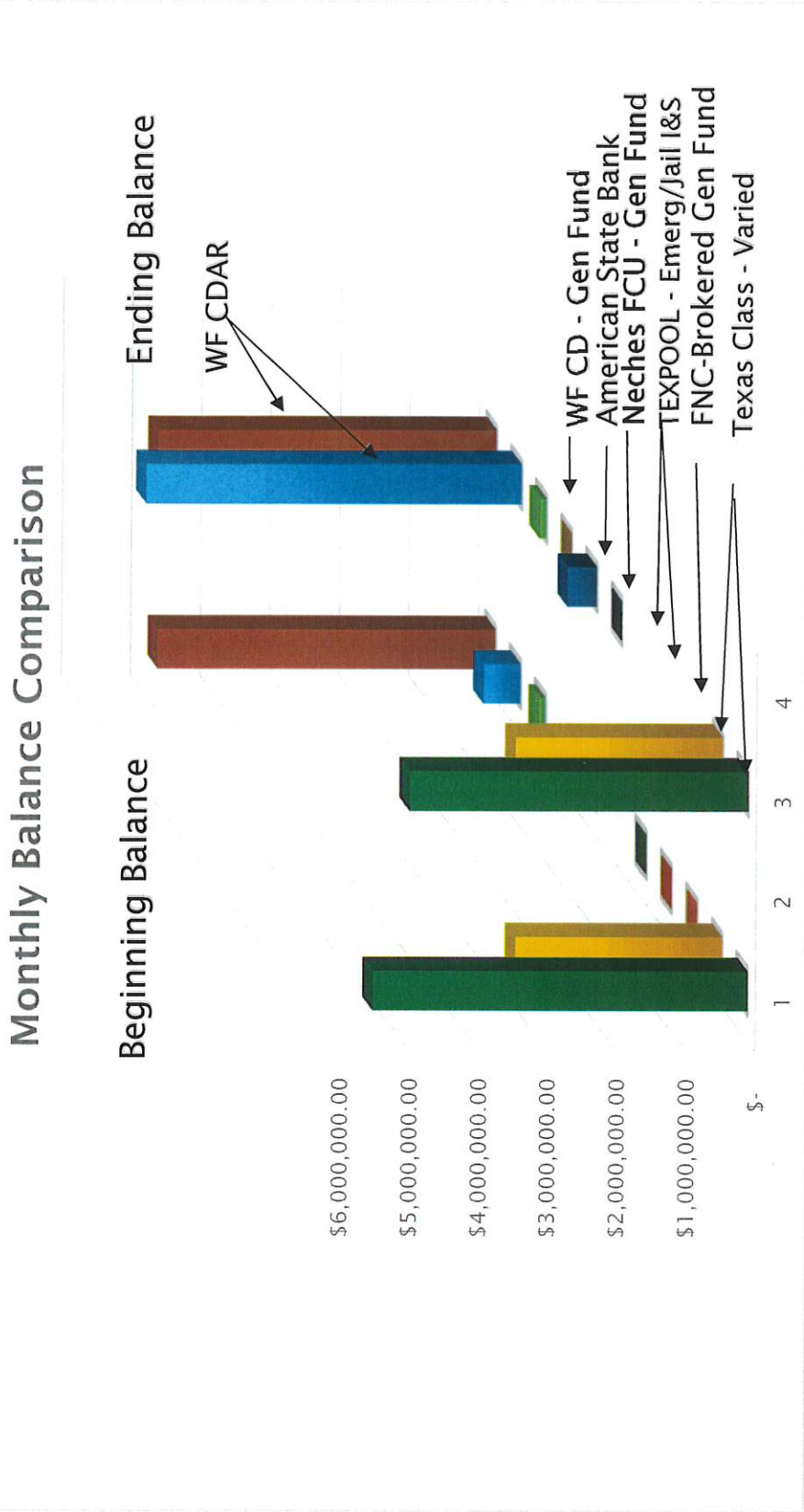
Investment Tracker

Asset Allocation - Proof Of Diversification as of 05/31/2024



Category	My Target	Actual	Difference	Value
CD's	25%	21%	-4.5%	\$ 5,417,705.61
Pool's	30%	30%	-0.1%	\$ 7,910,406.36
Money Market	25%	20%	-4.9%	\$ 5,300,918.05
Demand Account	29%	89%	-49.0%	\$ 7,688,426.99
Savings	1%	0%	-1.0%	\$ 101,415.29

Summary of the
Tyler County Treasurer's Monthly Report





Summary Statement

June 30, 2024

Page 1 of 43

0000507-0007662, PDFT 666072

County of Tyler
100 W Bluff St Room 105
Woodville, TX 75979

Investor ID: TX-01-0643

Texas CLASS

Texas CLASS

		Beginning Balance	Contributions	Withdrawals	Income Earned	Income Earned YTD	Average Daily Balance	Month End Balance
TX-01-0643-0001	EMERGENCY DISASTER FUND	62,301.52	0.00	0.00	277.75	2,422.80	62,448.66	62,579.27
TX-01-0643-0002	ECONOMIC DEVELOPMENT (028)	64,408.99	0.00	0.00	287.14	1,733.37	64,561.10	64,696.13
TX-01-0643-0003	ARPA (35)	2,540,144.49	0.00	500,000.00	9,318.97	62,046.92	2,095,176.09	2,049,463.46
TX-01-0643-0004	LIBRARY FUND (36)	90,752.96	0.00	0.00	404.59	2,442.36	90,967.30	91,157.55
TX-01-0643-0005	EMERGENCY OPERATIONS (76)	289,432.61	0.00	0.00	1,290.35	6,981.35	290,116.19	290,722.96
TX-01-0643-0006	CHILD WELFARE BOARD (96)	8,541.45	0.00	0.00	38.09	229.88	8,561.63	8,579.54

Average Monthly Yield: 5.4278%

Tel: (800) 707-6242

<https://www.texasclass.com/>



County of Tyler
 100 W Bluff St Room 105
 Woodville, TX 75979

Summary Statement

June 30, 2024

Page 2 of 43

Investor ID: TX-01-0643

Texas CLASS - (continued)

	Beginning Balance	Contributions	Withdrawals	Income Earned	Income Earned YTD	Average Daily Balance	Month End Balance
TX-01-0643-0007 CHILD SAFETY FUND (97)	30,345.11	0.00	30,356.63	13.52	694.88	3,035.26	0.00
TX-01-0643-0008 DIST COURT CRIM TECH FUND (103)	32,030.46	0.00	0.00	142.80	862.01	32,106.11	32,173.26
TX-01-0643-0009 COURTHOUSE RESTORATION (111)	713,937.89	0.00	0.00	3,182.86	12,749.93	715,624.04	717,120.75
TX-01-0643-0010 LEGISLATIVE SERVICES (112)	61,925.57	0.00	0.00	276.09	1,666.60	62,071.83	62,201.66
TX-01-0643-0011 GENERAL FUND	1,517,924.17	0.00	0.00	6,767.17	24,691.34	1,521,509.15	1,524,691.34
TOTAL	5,411,745.22	0.00	530,356.63	21,999.33	116,521.44	4,946,177.36	4,903,385.92

Tel: (800) 707-6242

<https://www.texasclass.com/>



Summary Statement

June 30, 2024

Page 3 of 43

Investor ID: TX-01-0643

County of Tyler
 100 W Bluff St Room 105
 Woodville, TX 75979

Texas CLASS Government

	Beginning Balance	Contributions	Withdrawals	Income Earned	Income Earned YTD	Average Daily Balance	Month End Balance
TX-01-0643-4001 GENERAL FUND - GOVY	1.69	0.00	0.00	0.00	0.00	1.69	1.69
TX-01-0643-4002 Road & Bridge 1	584,604.66	0.00	0.00	2,522.49	14,127.06	585,942.23	587,127.15
TX-01-0643-4003 Road & Bridge 2	670,623.03	0.00	0.00	2,893.67	13,267.56	672,157.42	673,516.70
TX-01-0643-4004 Road & Bridge 3	476,295.35	0.00	0.00	2,055.18	9,259.16	477,385.12	478,350.53
TX-01-0643-4005 Road & Bridge 4	373,580.50	0.00	0.00	1,611.96	6,596.18	374,435.25	375,192.46
TX-01-0643-4006 Tyler County Rodeo Arena/Fairgrounds	15,959.96	0.00	0.00	68.84	413.81	15,996.46	16,028.80
TX-01-0643-4007 County Clerk RMP	106,399.50	0.00	0.00	459.12	2,758.62	106,642.95	106,858.62

Average Monthly Yield: 5.2536%

<https://www.texasclass.com/>

Tel: (800) 707-6242



Summary Statement

June 30, 2024

Page 4 of 43

Investor ID: TX-01-0643

County of Tyler
 100 W Bluff St Room 105
 Woodville, TX 75979

Texas CLASS Government - (continued)

	Beginning Balance	Contributions	Withdrawals	Income Earned	Income Earned YTD	Average Daily Balance	Month End Balance
TX-01-0643-4008 Benevolence Fund	4,288.52	0.00	0.00	18.52	111.12	4,298.34	4,307.04
TX-01-0643-4009 Peace Officer Service Fees	106,399.12	0.00	0.00	459.12	2,758.61	106,642.57	106,858.24
TX-01-0643-4010 Courthouse Security	79,799.28	0.00	0.00	344.32	2,068.95	79,981.86	80,143.60
TX-01-0643-4011 County RMP	90,439.08	0.00	0.00	390.23	2,344.77	90,646.00	90,829.31
TX-01-0643-4012 County-Wide Right-of-Way Fund	1,398.76	0.00	0.00	6.00	43.67	1,401.94	1,404.76
TX-01-0643-4013 Emergency Disaster Relief	1.41	0.00	0.00	0.00	0.00	1.41	1.41
TX-01-0643-4014 Tyler County Nutrition Center	10,639.94	0.00	0.00	45.92	275.85	10,664.29	10,685.86

Tel: (800) 707-6242

<https://www.texasclass.com/>



County of Tyler
 100 W Bluff St Room 105
 Woodville, TX 75979

Summary Statement

June 30, 2024

Page 5 of 43

Investor ID: TX-01-0643

Texas CLASS Government - (continued)

	Beginning Balance	Contributions	Withdrawals	Income Earned	Income Earned YTD	Average Daily Balance	Month-End Balance
TX-01-0643-4015 TYLER CO AIRPORT (025)	22,620.30	0.00	0.00	97.60	380.59	22,672.05	22,717.90
TX-01-0643-4016 DIST CLERK STATE APPROP. (30)	52,748.76	0.00	0.00	227.57	1,370.54	52,869.43	52,976.33
TX-01-0643-4017 CDA FORFEITURE (32)	9,575.91	0.00	0.00	41.31	248.27	9,597.81	9,617.22
TX-01-0643-4018 SHERIFF FORFEITURE (33)	10,639.86	0.00	0.00	45.92	275.85	10,664.21	10,685.78
TX-01-0643-4019 DISTRICT CLERK RMP (34)	101,156.29	0.00	0.00	436.48	1,592.77	101,387.74	101,592.77
TX-01-0643-4020 CDA FEES (50)	399.13	0.00	80.00	1.47	11.28	327.92	320.60
TX-01-0643-4021 CDA STATE APPROP (51)	85,119.20	0.00	0.00	367.27	2,206.86	85,313.95	85,486.47

Tel: (800) 707-6242

<https://www.texasclass.com/>



County of Tyler
 100 W Bluff St Room 105
 Woodville, TX 75979

Summary Statement

June 30, 2024

Page 6 of 43

Investor ID: TX-01-0643

Texas CLASS Government - (continued)

	Beginning Balance	Contributions	Withdrawals	Income Earned	Income Earned YTD	Average Daily Balance	Month End Balance
TX-01-0643-4022 JUVENILE PROB (54)	106,399.05	0.00	0.00	459.12	2,758.61	106,642.50	106,858.17
TX-01-0643-4023 JUSTICE COURT (73)	42,559.58	0.00	0.00	183.66	1,103.46	42,656.97	42,743.24
TX-01-0643-4024 HOMELAND SECURITY (74)	10,612.63	0.00	0.00	45.78	275.42	10,636.90	10,658.41
TX-01-0643-4025 TJPC-TITLE FIVE FUND (88)	31,919.64	0.00	0.00	137.74	827.58	31,992.67	32,067.38
TOTAL	2,994,181.15	0.00	80.00	12,919.29	65,076.59	3,000,959.68	3,007,020.44

Tel: (800) 707-6242

<https://www.texasclass.com/>



Texas Class Breakdown

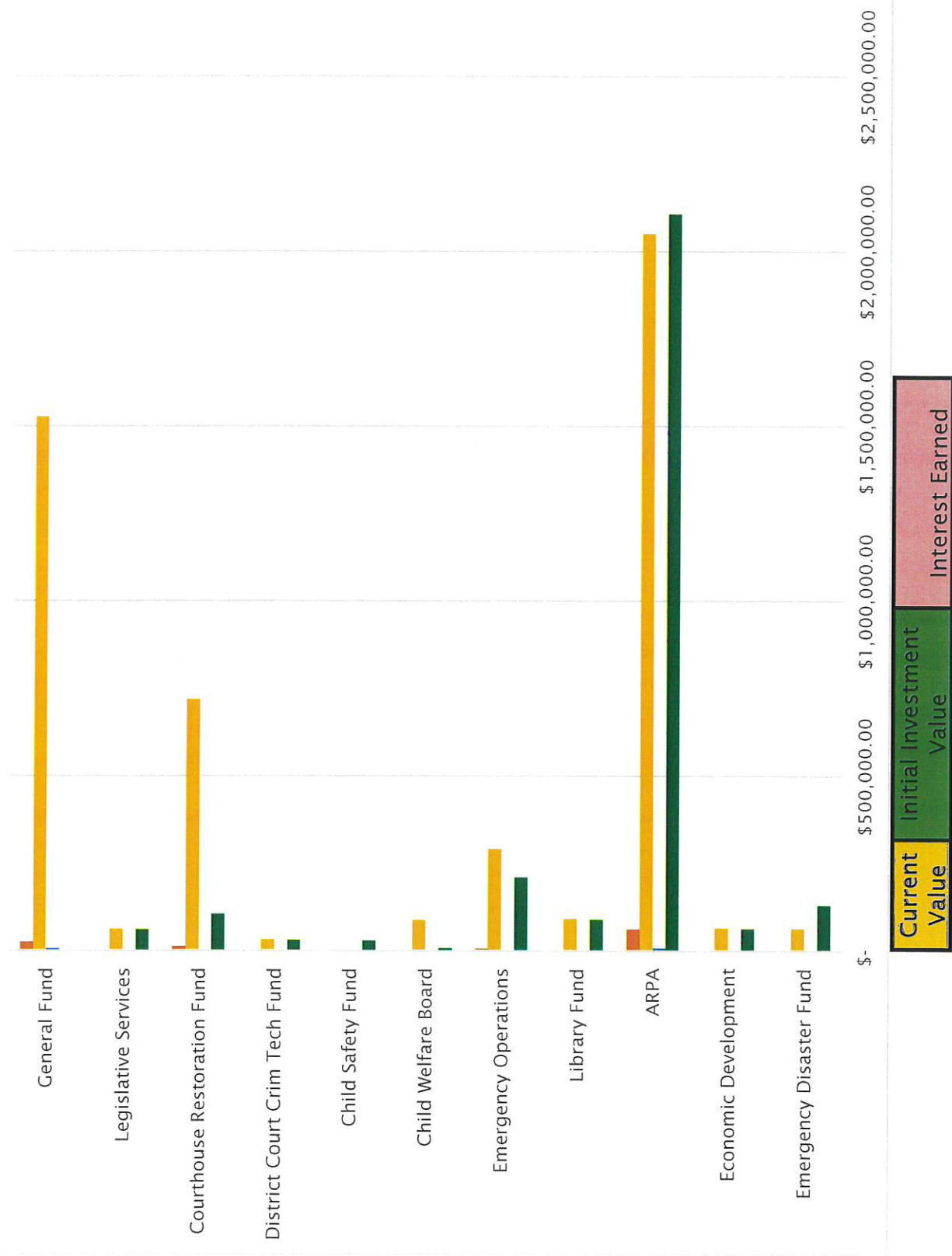
Opening Date 03/15/2023

Account	Rate	Fund Investment	Activity	Monthly Interest	Current Value	YTD Interest
Texas Class - Paper	5.42%					
Emergency Disaster Fund		\$ 130,594.26	\$ 2,575,000.00	\$ 277.75	\$ 62,579.27	\$ 2,422.80
Economic Development		\$ 63,534.32		\$ 287.14	\$ 64,696.13	\$ 1,733.37
ARPA		\$ 2,106,365.03	\$ 400,000.00	\$ 9,318.97	\$ 2,049,463.46	\$ 62,046.92
Library Fund		\$ 89,520.49		\$ 404.59	\$ 91,157.55	\$ 2,442.36
Emergency Operations		\$ 210,636.44	\$ 75,000.00	\$ 1,290.35	\$ 290,722.96	\$ 6,981.35
Child Welfare Board		\$ 8,425.46		\$ 38.09	\$ 87,579.54	\$ 229.88
Child Safety Fund		\$ 29,932.99	\$ 30,358.63	\$ 13.52	\$ -	\$ 694.88
District Court Crim Tech Fund		\$ 31,595.47		\$ 142.80	\$ 32,173.26	\$ 862.01
Courthouse Restoration Fund		\$ 105,318.22	\$ 600,000.00	\$ 3,182.86	\$ 717,120.75	\$ 12,749.93
Legislative Services		\$ 61,084.56		\$ 276.09	\$ 62,201.66	\$ 1,666.60
General Fund		\$ -	\$ 1,500,000.00	\$ 6,767.17	\$ 1,524,691.34	\$ 24,691.24
TOTAL PAPER		\$ 2,837,007.24	\$ 2,575,000.00	\$ 21,999.33	\$ 4,903,385.92	\$ 116,521.44
Texas Class - Governme	5.27%					
General Fund		\$ 1.69		\$ -	\$ 1.69	\$ -
Road & Bridge 1		\$ 477,099.16	\$ 100,000.00	\$ 2,522.49	\$ 587,127.15	\$ 14,127.06
Road & Bridge 2		\$ 262,504.47	\$ 400,000.00	\$ 2,893.67	\$ 673,516.70	\$ 13,267.56
Road & Bridge 3		\$ 170,556.71	\$ 300,000.00	\$ 2,055.18	\$ 478,350.53	\$ 9,259.16
Road & Bridge 4		\$ 69,190.75	\$ 300,000.00	\$ 1,611.96	\$ 375,192.46	\$ 6,596.18
Rodeo Arena/Fairgrounds		\$ 15,750.34		\$ 68.84	\$ 16,028.80	\$ 413.81
County Clerk RMP		\$ 105,002.14		\$ 459.12	\$ 106,858.62	\$ 2,758.62
Benevolence Fund		\$ 4,232.27		\$ 18.52	\$ 4,307.04	\$ 111.12
Peace Officer Service Fees		\$ 105,001.77		\$ 459.12	\$ 106,858.24	\$ 2,758.61
Courthouse Security		\$ 78,751.25		\$ 344.32	\$ 80,143.60	\$ 2,068.95
County RMP		\$ 89,251.36		\$ 390.23	\$ 90,829.31	\$ 2,344.77

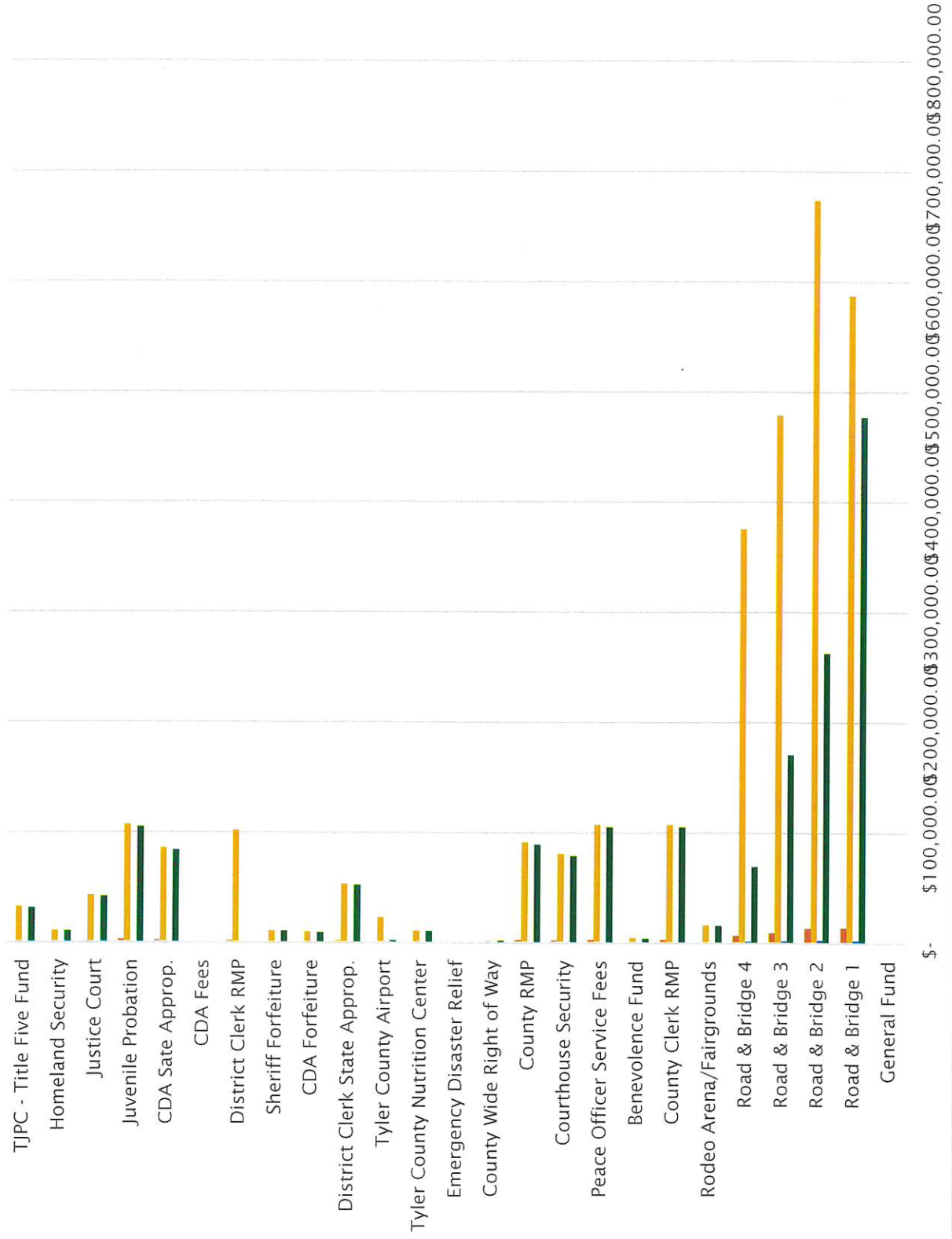
County Wide Right of Way	\$	2,101.17		\$	6.00	↑\$	1,404.76	\$	43.67
Emergency Disaster Relief	\$	1.41		\$	-	↑\$	1.41	\$	-
Tyler County Nutrition Center	\$	10,500.19		\$	45.92	↑\$	10,685.86	\$	275.85
Tyler County Airport	\$	2,357.68	\$	20,000.00	97.60	↑\$	22,717.90	\$	380.59
District Clerk State Approp.	\$	52,342.55		\$	227.57	↑\$	52,976.33	\$	1,370.54
CDA Forfeiture	\$	9,450.12		\$	41.31	↑\$	9,617.22	\$	248.27
Sheriff Forfeiture	\$	10,500.11		\$	45.92	↑\$	10,685.78	\$	275.85
District Clerk RMP	\$	-	\$	100,000.00	436.48	↑\$	101,592.77	\$	1,592.77
CDA Fees	\$	501.72		\$	1.47	↑\$	320.60	\$	11.28
CDA Sate Approp.	\$	84,001.32		\$	367.27	↑\$	85,486.47	\$	2,206.86
Juvenile Probation	\$	105,001.70		\$	459.12	↑\$	106,858.17	\$	2,758.61
Justice Court	\$	42,000.65		\$	183.66	↑\$	42,743.24	\$	1,103.46
Homeland Security	\$	10,500.11		\$	45.78	↑\$	10,658.41	\$	275.42
TJPC - Title Five Fund	\$	31,500.43		\$	137.74	↑\$	32,057.38	\$	827.58
TOTAL GOVERNMENT	\$	1,738,101.07	\$	1,220,000.00	12,919.29	↑\$	3,007,020.44	\$	65,076.59

TOTAL TEXAS CLASS INVESTMENTS	\$	4,534,654.15		\$	34,918.62		Total Interest	\$	181,598.03
--------------------------------------	----	---------------------	--	----	------------------	--	-----------------------	----	-------------------

TEXAS CLASS PAPER



TEXAS CLASS GOVERNMENT



First National Bank
P.O. Box 94905
Wichita Falls, TX 76308

RETURN SERVICE REQUESTED

Tyler County
General Fund
100 W Bluff St Rm 003
Woodville, TX 75979

Contact Us
940-696-3000
fnblcs@fnbt.com



Account
Tyler County
General Fund

Date
06/30/2024

Page
1 of 2

IntraFi Cash ServiceSM, or ICS[®], Monthly Statement

The following information is a summary of activity in your account(s) for the month of June 2024 and the list of FDIC-insured institution(s) that hold your deposits as of the date indicated. These deposits have been placed by us, as your agent and custodian, in deposit accounts through IntraFi Cash Service. Funds in your deposit accounts at the FDIC-insured institutions at which your funds have been placed will be "deposits," as defined by federal law.

Summary of Accounts

Account ID	Deposit Option	Interest Rate	Opening Balance	Ending Balance
*****723	Savings	5.477%	\$100,959.20	\$101,415.29
TOTAL			\$100,959.20	\$101,415.29

Date
06/30/2024

Page
2 of 2

DETAILED ACCOUNT OVERVIEW

Account ID: *****723
Account Title: Tyler County
General Fund

Account Summary - Savings			
Statement Period	6/1-6/30/2024	Average Daily Balance	\$100,974.40
Previous Period Ending Balance	\$100,959.20	Interest Rate at End of Statement Period	5.477%
Total Program Deposits	0.00	Annual Percentage Yield Earned	5.64%
Total Program Withdrawals	(0.00)	YTD Interest Paid	11,657.65
Interest Capitalized	456.09		
Current Period Ending Balance	\$101,415.29		

Account Transaction Detail

Date	Activity Type	Amount	Balance
06/28/2024	Interest Capitalization	\$456.09	\$101,415.29

Summary of Balances as of June 30, 2024

FDIC-Insured Institution	City/State	FDIC Cert No.	Balance
Thrd Coast Bank	Humble, TX	58716	\$101,415.29

First National Bank
P.O. Box 94905
Wichita Falls, TX 76308

000000

RETURN SERVICE REQUESTED

TYLER COUNTY
100 W BLUFF ST RM 003
WOODVILLE, TX 75979

Contact Us
940-696-3000
fnblcs@fnbtx.com



Account
TYLER COUNTY

Date
06/30/2024

Page
1 of 4

88% GF
12% COCERNKEMP

CDARS® Customer Statement

The following information is a summary of activity in your CDARS accounts and the list of FDIC-insured institutions that hold your deposits as of the date indicated. These deposits have been placed by us, as your agent and custodian, in deposit accounts through CDARS.

Summary of Accounts

Account ID	Effective Date	Maturity Date	Interest Rate	Opening Balance	Ending Balance
	05/16/2024	08/15/2024	5.27%	\$5,394,291.09	\$5,417,705.61
TOTAL				\$5,394,291.09	\$5,417,705.61

23,414.52 x
88. %
20,604.777600 *
0.0000006+
23,414.52 x
12. %
2,809.742400 *
0.0000006+

DETAILED ACCOUNT OVERVIEW

Account ID:
Account Title: TYLER COUNTY

Account Summary - CD

Product Term	13-Week Public Fund 365 CD
Interest Rate	5.27%
Account Balance	\$5,417,705.61
Annual Percentage Yield	5.41%

Effective Date	05/16/2024
Maturity Date	08/15/2024
YTD Interest Paid	\$35,860.80
Interest Earned Since Last Statement	23,414.52

CD Issued by

American Bank, National Association FDIC Cert. 20241

YTD Interest Paid	\$1,639.17
Int Earned Since Last Statement	1,070.26

06/01/2024	Opening Balance	\$246,568.91
06/28/2024	Interest Payment	1,070.26
06/28/2024	Ending Balance	247,639.17

Androsoggin Savings Bank FDIC Cert. 17751

YTD Interest Paid	\$1,639.17
Int Earned Since Last Statement	1,070.26

06/01/2024	Opening Balance	\$246,568.91
06/28/2024	Interest Payment	1,070.26
06/28/2024	Ending Balance	247,639.17

Bank of America, N. A. FDIC Cert. 3510

YTD Interest Paid	\$1,639.17
Int Earned Since Last Statement	1,070.26

06/01/2024	Opening Balance	\$246,568.91
06/28/2024	Interest Payment	1,070.26
06/28/2024	Ending Balance	247,639.17

Bank of China FDIC Cert. 33653

YTD Interest Paid	\$1,639.17
Int Earned Since Last Statement	1,070.26

06/01/2024	Opening Balance	\$246,568.91
06/28/2024	Interest Payment	1,070.26
06/28/2024	Ending Balance	247,639.17

Bankers Trust Company FDIC Cert. 953

YTD Interest Paid	\$1,634.87
Int Earned Since Last Statement	1,067.45

06/01/2024	Opening Balance	\$245,923.05
06/28/2024	Interest Payment	1,067.45
06/28/2024	Ending Balance	246,990.50

Beneficial State Bank FDIC Cert. 58490

YTD Interest Paid	\$1,639.17
Int Earned Since Last Statement	1,070.26

06/01/2024	Opening Balance	\$246,568.91
06/28/2024	Interest Payment	1,070.26
06/28/2024	Ending Balance	247,639.17

BOKF, National Association FDIC Cert. 4214

YTD Interest Paid	\$1,639.17
Int Earned Since Last Statement	1,070.26

06/01/2024	Opening Balance	\$246,568.91
06/28/2024	Interest Payment	1,070.26
06/28/2024	Ending Balance	247,639.17

Centreville Bank FDIC Cert. 17764

YTD Interest Paid	\$1,639.17
Int Earned Since Last Statement	1,070.26

06/01/2024	Opening Balance	\$246,568.91
06/28/2024	Interest Payment	1,070.26
06/28/2024	Ending Balance	247,639.17



Wichita Falls Breakdown

Opening Date 7/21/2022

Company	Rate	Maturity	Original Value	Fund Investment	Monthly Activity	Current Value	YTD Interest
CDARS#6531	5.08%	5/16/2024	\$ 5,000,000.00				
General Fund	88.00%			\$ 4,400,000.00	\$ 20,604.78	↑\$ 4,767,580.94	\$ 98,509.86
County Clerk RMP	12.00%			\$ 600,000.00	\$ 2,809.74	↑\$ 650,124.67	\$ 13,688.60
	5.26%	1/25/2024	\$ 5,000,000.00				
Emergency Disaster F	80.00%			\$ 4,000,000.00	\$ 17,517.78	↑\$ 3,902,710.05	\$ 84,365.46
Road & Bridge 4	6.00%			\$ 300,000.00	\$ 1,313.83	↑\$ 292,703.25	\$ 5,061.93
Countywide Right of	14.00%			\$ 700,000.00	\$ 3,065.61	↑\$ 682,974.26	\$ 11,811.16
MM #723							
General Fund	5.64%	Monthly	\$ 100,089.00	\$ 100,089.00	\$ 456.09	↑\$ 101,415.29	\$ 1,326.29
TOTAL			\$10,100,089.00	\$10,100,089.00	\$ 45,767.83	↑\$ 10,397,508.46	\$ 214,763.30



First National Bank
P.O. Box 94905
Wichita Falls, TX 76308

RETURN SERVICE REQUESTED

Tyler County
100 W Bluff St Rm 003
Woodville, TX 75979

Contact Us
940-696-3000
fnblcs@fnbtx.com



Account
Tyler County
Emergency Disaster Fund

Date
06/30/2024

Page
1 of 2

IntraFi Cash ServiceSM, or ICS[®], Monthly Statement

The following information is a summary of activity in your account(s) for the month of June 2024 and the list of FDIC-insured institution(s) that hold your deposits as of the date indicated. These deposits have been placed by us, as your agent and custodian, in deposit accounts through IntraFi Cash Service. Funds in your deposit accounts at the FDIC-insured institutions at which your funds have been placed will be "deposits," as defined by federal law.

Summary of Accounts

Account ID	Deposit Option	Interest Rate	Opening Balance	Ending Balance
*****665	Savings	5.477%	\$4,864,490.34	\$4,878,387.57
TOTAL			\$4,864,490.34	\$4,878,387.57

Emergency Disaster 80% 3,907,710.05
Commissioner Pct 4 6% 292,703.25
Countywide L/W 14% 682,974.26

DETAILED ACCOUNT OVERVIEW

Account ID: *****665
 Account Title: Tyler County
 Emergency Disaster Fund

*1313.83 Per 4
 17577.78 Disaster
 3065.44 Child RW*

Account Summary - Savings

Statement Period	6/1-6/30/2024
Previous Period Ending Balance	\$4,864,490.34
Total Program Deposits	0.00
Total Program Withdrawals	(8,000.00)
Interest Capitalized	21,897.23
Current Period Ending Balance	\$4,878,387.57

Average Daily Balance	\$4,858,020.25
Interest Rate at End of Statement Period	5.477%
Annual Percentage Yield Earned	5.63%
YTD Interest Paid	84,365.46

Account Transaction Detail

Date	Activity Type	Amount	Balance
06/04/2024	Withdrawal	(\$8,000.00)	\$4,856,490.34
06/28/2024	Interest Capitalization	21,897.23	4,878,387.57

Summary of Balances as of June 30, 2024

FDIC-Insured Institution	City/State	FDIC Cert No.	Balance
BanESCO USA	Miami, FL	57815	\$247,557.32
BankUnited	Miami Lakes, FL	58979	248,113.85
Bell Bank	Fargo, ND	19581	248,113.85
CNB Bank	Clearfield, PA	13876	248,113.85
City National Bank of Florida	Miami, FL	20234	248,113.85
Dogwood State Bank	Raleigh, NC	57095	248,113.85
East West Bank	Pasadena, CA	31628	248,113.85
Eastern Bank	Boston, MA	32773	248,113.83
First Western Trust Bank	Denver, CO	57607	248,113.85
First-Citizens Bank & Trust Company	Raleigh, NC	11063	248,113.85
Israel Discount Bank of New York	New York City, NY	19977	248,113.85
Merchants Bank of Indiana	Carmel, IN	8056	248,113.85
NexBank	Dallas, TX	29209	248,039.96
Park National Bank	Newark, OH	6653	248,113.85
Republic Bank & Trust Company	Louisville, KY	23627	18,080.69
Santa Cruz County Bank	Watsonville, CA	57591	74.65
South State Bank, N.A.	Winter Haven, FL	33555	248,113.85
The Washington Trust Company of Westerly	Westerly, RI	23623	248,113.85
Third Coast Bank	Humble, TX	58716	146,699.52
U.S. Bank National Association	Cincinnati, OH	6548	248,113.85
UMB Bank, National Association	Kansas City, MO	8273	248,113.85
Western Alliance Bank	Phoenix, AZ	57512	248,113.85

DETAILED ACCOUNT OVERVIEW

Account ID: 1029047134
Account Title: TYLER COUNTY



Cornerstone Bank FDIC Cert. 5496

YTD Interest Paid	\$1,639.17
Int Earned Since Last Statement	1,070.26

06/01/2024	Opening Balance	\$246,568.91
06/28/2024	Interest Payment	1,070.26
06/28/2024	Ending Balance	247,639.17

C3bank, National Association FDIC Cert. 25249

YTD Interest Paid	\$1,639.17
Int Earned Since Last Statement	1,070.26

06/01/2024	Opening Balance	\$246,568.91
06/28/2024	Interest Payment	1,070.26
06/28/2024	Ending Balance	247,639.17

Dream First Bank, N.A. FDIC Cert. 4779

YTD Interest Paid	\$1,639.17
Int Earned Since Last Statement	1,070.26

06/01/2024	Opening Balance	\$246,568.91
06/28/2024	Interest Payment	1,070.26
06/28/2024	Ending Balance	247,639.17

Enterprise Bank & Trust FDIC Cert. 27237

YTD Interest Paid	\$1,639.17
Int Earned Since Last Statement	1,070.26

06/01/2024	Opening Balance	\$246,568.91
06/28/2024	Interest Payment	1,070.26
06/28/2024	Ending Balance	247,639.17

First Business Bank FDIC Cert. 15229

YTD Interest Paid	\$1,639.17
Int Earned Since Last Statement	1,070.26

06/01/2024	Opening Balance	\$246,568.91
06/28/2024	Interest Payment	1,070.26
06/28/2024	Ending Balance	247,639.17

FirstBank Southwest FDIC Cert. 3387

YTD Interest Paid	\$1,639.17
Int Earned Since Last Statement	1,070.26

06/01/2024	Opening Balance	\$246,568.91
06/28/2024	Interest Payment	1,070.26
06/28/2024	Ending Balance	247,639.17

Flagstar Bank, N.A. FDIC Cert. 32541

YTD Interest Paid	\$1,639.17
Int Earned Since Last Statement	1,070.26

06/01/2024	Opening Balance	\$246,568.91
06/28/2024	Interest Payment	1,070.26
06/28/2024	Ending Balance	247,639.17

Georgia Banking Company FDIC Cert. 57071

YTD Interest Paid	\$1,639.17
Int Earned Since Last Statement	1,070.26

06/01/2024	Opening Balance	\$246,568.91
06/28/2024	Interest Payment	1,070.26
06/28/2024	Ending Balance	247,639.17

Heritage Bank of Commerce FDIC Cert. 33905

YTD Interest Paid	\$1,639.17
Int Earned Since Last Statement	1,070.26

06/01/2024	Opening Balance	\$246,568.91
06/28/2024	Interest Payment	1,070.26
06/28/2024	Ending Balance	247,639.17

HomeStreet Bank FDIC Cert. 32489

YTD Interest Paid	\$1,639.17
Int Earned Since Last Statement	1,070.26

06/01/2024	Opening Balance	\$246,568.91
06/28/2024	Interest Payment	1,070.26
06/28/2024	Ending Balance	247,639.17

Date
06/30/2024

Page
4 of 4

DETAILED ACCOUNT OVERVIEW

Account ID: 1029047134
Account Title: TYLER COUNTY

Kanza Bank FDIC Cert. 13157

YTD Interest Paid \$1,442.53
Int Earned Since Last Statement 941.87

06/01/2024 Opening Balance \$216,989.84
06/28/2024 Interest Payment 941.87
06/28/2024 Ending Balance 217,931.71

Providence Bank & Trust FDIC Cert. 57754

YTD Interest Paid \$1,639.17
Int Earned Since Last Statement 1,070.26

06/01/2024 Opening Balance \$246,568.91
06/28/2024 Interest Payment 1,070.26
06/28/2024 Ending Balance 247,639.17

River City Bank FDIC Cert. 18983

YTD Interest Paid \$1,639.17
Int Earned Since Last Statement 1,070.26

06/01/2024 Opening Balance \$246,568.91
06/28/2024 Interest Payment 1,070.26
06/28/2024 Ending Balance 247,639.17

Union Bank, Inc. FDIC Cert. 16620

YTD Interest Paid \$1,639.17
Int Earned Since Last Statement 1,070.26

06/01/2024 Opening Balance \$246,568.91
06/28/2024 Interest Payment 1,070.26
06/28/2024 Ending Balance 247,639.17



**AMERICAN
STATE BANK**

5555 Old Jacksonville Hwy
Tyler, TX 75703
Toll Free: 866.582.8440
Phone: 903.859.2211

WWW.ASB.COM

Arp: 102 Front St., Drawer 100 | Arp, TX 75750
Chapel Hill: 12300 State Hwy. 64 E. | Tyler, TX 75707
Tyler: 5202 Old Jacksonville Hwy. | Tyler, TX 75703
1116 Troup Hwy. | Tyler, TX 75701
Lindale: 2501 S. Main St. | Lindale, TX 75771
Conroe: 1700 N. Loop 336 W. | Conroe, TX 77304
Lufkin: 3001 S. John Reddell Dr. | Lufkin, TX 75904
1601 S. Chestnut St. | Lufkin, TX 75901

Huntington: 304 Hwy. 69 S. | Huntington, TX 75949
Chastor: 113 Cade St. | Chester, TX 75936
Center: 163 Cass-Cald Dr. | Center, TX 75935
Joaquin: 13218 US. Hwy. 84 E. | Joaquin, TX 75954
Timpson: 830 N. First St. | Timpson, TX 75975

1829163
TYLER COUNTY
PO BOX 2070
WOODVILLE TX 75979

Date 6/28/24 Page 1
Account Number Ending 7109
Enclosures

SUMMARY OF ACCOUNTS

Account No.	Type of Account	Current Balance	Enclosures
Ending 7109	PLATINUM ADVANTAGE MMDA	422,530.48	

CHECKING ACCOUNTS

Please contact us if you have any
questions at 866-579-7959.
5555 Old Jacksonville Hwy
Tyler, TX 75703
www.asb.com

010-35109(-)
010-10245

PLATINUM ADVANTAGE MMDA		Number of Enclosures	0
Account Number	Ending 7109	Statement Dates	6/01/24 thru 6/30/24
Previous Balance	420,687.30	Days in the statement period	30
Deposits/Credits	.00	Average Ledger	420,687
Checks/Debits	.00	Average Collected	420,687
Service Charge	.00	Interest Earned	1,843.18
Interest Paid	1,843.18	Annual Percentage Yield Earned	5.46%
Ending Balance	422,530.48	2024 Interest Paid	11,155.93

Deposits and Other Credits

Date	Description	Amount
6/30	INTEREST PAID 30 DAYS	1,843.18

Daily Balance Information

Date	Balance	Date	Balance
6/01	420,687.30	6/30	422,530.48

Interest Rate Summary

5/31	5.33%
6/03	5.34%
6/18	5.32%

NOTE: SEE REVERSE SIDE FOR IMPORTANT INFORMATION REGARDING ERRORS OR
QUESTIONS ABOUT YOUR ELECTRONIC TRANSFERS.





5555 Old Jacksonville Hwy
Tyler, TX 75703

Toll Free: 866.582.8440
Phone: 903.859.2211

WWW.ASB.COM

Arp: 102 Front St., Drawer 100 | Arp, TX 75750
Chapel Hill: 12300 State Hwy. 64 E. | Tyler, TX 75707
Tyler: 5202 Old Jacksonville Hwy. | Tyler, TX 75703
1116 Troup Hwy. | Tyler, TX 75701
Lindale: 2501 S. Main St. | Lindale, TX 75771
Conroe: 1700 N. Loop 336 W. | Conroe, TX 77304
Lufkin: 3001 S. John Redditt Dr. | Lufkin, TX 75904
1601 S. Chestnut St. | Lufkin, TX 75901

Huntington: 304 Hwy. 69 S. | Huntington, TX 75949
Chester: 113 Cade St. | Chester, TX 75936
Center: 163 Cass-Cald Dr. | Center, TX 75935
Joaquin: 13218 US. Hwy. 84 E. | Joaquin, TX 75954
Timpson: 830 N. First St. | Timpson, TX 75975

126465-03A**000621



TYLER COUNTY

PO BOX 2070

WOODVILLE TX 75979-2070

Date 5/31/24 Page 1 of 1

Account Number Ending 7109

Enclosures

SUMMARY OF ACCOUNTS

Account No.	Type of Account	Current Balance	Enclosures
Ending 7109	PLATINUM ADVANTAGE MMDA	420,687.30	

---- CHECKING ACCOUNTS ----

Please contact us if you have any questions at 866-579-7959.

5555 Old Jacksonville Hwy

Tyler, TX 75703

www.asb.com

010-35109(-)
010-10245

PLATINUM ADVANTAGE MMDA		Number of Enclosures	0
Account Number	Ending 7109	Statement Dates	5/01/24 thru 5/31/24
Previous Balance	418,789.00	Days in the statement period	31
Deposits/Credits	.00	Average Ledger	418,789
Checks/Debits	.00	Average Collected	418,789
Service Charge	.00	Interest Earned	1,898.30
Interest Paid	1,898.30	Annual Percentage Yield Earned	5.47%
Ending Balance	420,687.30	2024 Interest Paid	9,312.75

Deposits and Other Credits

Date	Description	Amount
5/31	INTEREST PAID 31 DAYS	1,898.30

Daily Balance Information

Date	Balance	Date	Balance
5/01	418,789.00	5/31	420,687.30

Interest Rate Summary

4/30	5.34%
5/01	5.35%
5/15	5.33%

NOTE: SEE REVERSE SIDE FOR IMPORTANT INFORMATION.
PLEASE EXAMINE AT ONCE. IF NO ERROR IS REPORTED IN 30 DAYS, THE ACCOUNT WILL BE CONSIDERED CORRECT.
ALL ITEMS CREDITED SUBJECT TO FINAL PAYMENT.



Section 4

Income/Expense Report



Tyler County, TX

Income Statement Account Summary

For Fiscal: 2024 Budget Period Ending: 06/30/2024

		Original Total Budget	Current Total Budget	MTD Activity	YTD Activity	Budget Remaining
Fund: 010 - GENERAL FUND						
Revenue						
010-30000	BEGINNING BALANCE	194,559.31	194,559.31	0.00	0.00	194,559.31
010-31001	AD VAL .5619	8,262,401.00	8,262,401.00	107,804.91	7,519,685.31	742,715.69
010-31004	HALF CENT SALES TAX(TAX ALLOC)	1,130,000.00	1,130,000.00	85,173.16	558,726.69	571,273.31
010-31008	PAYMENT IN LIEU OF TAXES	70,000.00	70,000.00	80,757.00	80,757.00	-10,757.00
010-31020	DELINQUENT AD VALOREM	350,000.00	350,000.00	17,177.25	100,557.30	249,442.70
010-31030	ALCOHOLIC BEVERAGE TAX	5,000.00	5,000.00	78.32	762.36	4,237.64
010-31111	SENATE BILL 22 LAW	525,000.00	525,000.00	0.00	525,000.00	0.00
010-31147	SCHOOL TAX COLLECTION FEES	42,000.00	42,000.00	0.00	19,772.15	22,227.85
010-31150	SHERIFF FEES	12,000.00	12,000.00	200.00	842.00	11,158.00
010-31155	TITLES	13,000.00	13,000.00	660.00	5,969.38	7,030.62
010-32000	AD VALOREM FEES	429,000.00	429,000.00	35,759.74	278,476.22	150,523.78
010-32103	AUTO REGISTRATION FEES	85,000.00	85,000.00	3,460.00	80,548.54	4,451.46
010-32111	CONSTABLE FEES	0.00	0.00	0.00	658.15	-658.15
010-32118	PROBATE JUDICIAL EDUCATION FEES	400.00	400.00	50.00	220.00	180.00
010-32127	FLOODPLAIN PERMIT FEE	25.00	25.00	0.00	25.00	0.00
010-32131	JURY FEES/REIMBURSEMENTS	6,500.00	6,500.00	8.00	9,664.25	-3,164.25
010-32132	RENTAL FEES COLLECTED	0.00	0.00	2,922.50	14,812.50	-14,812.50
010-32133	GROSS WEIGHT AXEL PAYMENTS/STATE	0.00	0.00	0.00	23,204.36	-23,204.36
010-32136	SUBDIVISION APPLICATION FEE	0.00	0.00	0.00	750.00	-750.00
010-32499	COURT COST SERVICE FEES	12,392.00	12,392.00	0.00	3,564.95	8,827.05
010-32501	JUSTICE-OF-PEACE I FEES	50,000.00	50,000.00	2,914.46	23,189.68	26,810.32
010-32502	JUSTICE-OF-PEACE II FEES	10,000.00	10,000.00	4,163.20	6,276.97	3,723.03
010-32503	JUSTICE-OF-PEACE III FEES	10,000.00	10,000.00	389.83	3,567.50	6,432.50
010-32504	JUSTICE-OF-PEACE IV FEES	10,000.00	10,000.00	293.97	1,480.00	8,520.00
010-32516	COUNTY CLERK FEES	180,000.00	180,000.00	30,319.49	72,248.26	107,751.74
010-32517	COUNTY CLERK FINES	8,000.00	8,000.00	2,394.49	4,835.91	3,164.09
010-32519	DISTRICT CLERK FEES	65,000.00	65,000.00	6,993.00	36,133.11	28,866.89
010-32522	DISTRICT CLERK FINES	23,000.00	23,000.00	1,121.60	9,417.60	13,582.40
010-32537	JUDICIAL JUDGE'S SALARY COMPTROLLER	0.00	0.00	0.00	19,266.66	-19,266.66
010-32543	JUSTICE OF THE PEACE SB-42 FEES	0.00	0.00	0.00	5.00	-5.00
010-32544	(VRC) VISUAL RECORDING FEE - COUNTY CL...	0.00	0.00	0.00	30.00	-30.00
010-32545	LOCAL - J.P.'s & CO. & DIST. CLERK	0.00	0.00	677.52	3,615.06	-3,615.06
010-32551	LOCAL-CO. & DIST. CONSOLIDATED CIVIL F...	0.00	0.00	1,432.00	6,594.00	-6,594.00
010-33639	J. P. REV 95-97-STATE-GENERAL REVENUE	0.00	0.00	18.03	201.58	-201.58
010-34849	DIST CLERK FEES-STATE-CHILD ABUSE PREV...	0.00	0.00	100.00	100.00	-100.00
010-35100	INTEREST ON INVESTMENTS	36,000.00	36,000.00	19,537.35	161,603.48	-125,603.48
010-35104	INTEREST TEXAS CLASS INVESTMENTS	65,000.00	65,000.00	6,767.17	24,691.34	40,308.66
010-35105	INTEREST FNB WICHITA FALLS INVESTMENTS	65,000.00	65,000.00	21,060.87	123,789.96	-58,789.96
010-35107	INTEREST NECHES FCU INVESTMENTS	2,000.00	2,000.00	0.00	0.00	2,000.00
010-35109	INTEREST ON INVESTMENTS - AMERICAN S...	0.00	0.00	1,843.18	7,483.72	-7,483.72
010-36109	INDIGENT DEFENSE FORMULA GRANT	25,000.00	25,000.00	0.00	0.00	25,000.00
010-36466	OPIOD SETTLEMENT FUNDING	0.00	0.00	0.00	8,045.62	-8,045.62
010-37000	REFUNDS	45,000.00	45,000.00	492.59	15,697.59	29,302.41
010-37102	REIMBURSEMENTS	39,639.00	39,639.00	572.20	6,285.69	33,353.31
010-37103	REIMBURSEMENTS/ELECTIONS	70,000.00	70,000.00	403.20	1,888.22	68,111.78
010-37104	REIMBURSEMENTS-SHERIFF DEPARTMENT	5,000.00	5,000.00	21,448.50	22,999.00	-17,999.00
010-37105	REIMB. INSURANCE CLAIMS	100.00	100.00	0.00	23,590.89	-23,490.89
010-37111	VINE/SAVNS REIMBURSEMENT	8,000.00	8,000.00	0.00	1,694.64	6,305.36
010-37116	911 MAPPING OPERATOR REIMBURSEMENT	0.00	0.00	0.00	25,064.20	-25,064.20
010-38100	CDA SALARY SUPPLEMENTS	5,000.00	5,000.00	0.00	2,500.00	2,500.00
010-38104	DONATIONS FOR VETERANS SERVICE	0.00	0.00	25.00	475.00	-475.00

Income Statement

For Fiscal: 2024 Budget Period Ending: 06/30/2024

		Original Total Budget	Current Total Budget	MTD Activity	YTD Activity	Budget Remaining
010-38107	REIMBURSEMENTS-HOSPITALIZATION	25,000.00	25,000.00	1,066.22	8,508.19	16,491.81
010-38115	SALE OF SHERIFF'S CARS	0.00	0.00	3,000.00	3,000.00	-3,000.00
010-38116	SHERIFF SALES	85,000.00	85,000.00	1,779.80	28,339.80	56,660.20
010-38119	UNCLAIMED PROPERTY	100.00	100.00	0.00	0.00	100.00
010-38120	UNUSED JURY MONEY	5,000.00	5,000.00	0.00	1,060.00	3,940.00
010-39019	TRANSFER FROM CDA STATE APPROPRIATI...	20,000.00	20,000.00	0.00	0.00	20,000.00
010-39021	TRANSFER FROM DETCOG COMMUNICATI...	31,500.00	31,500.00	0.00	0.00	31,500.00
010-39200	SALE OF EQUIPMENT	0.00	0.00	1,585.00	1,585.00	-1,585.00
	Revenue Total:	12,025,616.31	12,025,616.31	464,449.55	9,879,259.83	2,146,356.48
Expense						
010-401-31020	SHERIFF TAX SALES	0.00	0.00	26,400.00	107,777.00	-107,777.00
010-401-40130	WORKERS' COMPENSATION	52,500.00	52,500.00	10,346.50	20,693.00	31,807.00
010-401-40140	UNEMPLOYMENT INSURANCE	10,000.00	13,031.91	578.21	3,703.31	9,328.60
010-401-40150	CONTINGENCY/HOSPITALIZATION	910,000.00	910,000.00	76,287.84	435,386.17	474,613.83
010-401-42111	POSTAGE FOR POSTAGE METER	50,000.00	50,000.00	5,742.20	19,576.67	30,423.33
010-401-42116	HEALTH COUNTY EXPENSE	0.00	0.00	186.12	291.01	-291.01
010-401-42136	LONG LEAF SOIL & WATER CONSERV	2,000.00	2,000.00	0.00	2,000.00	0.00
010-401-42158	ELECTION EXPENSE	100,000.00	100,000.00	0.00	12,941.12	87,058.88
010-401-42178	CONTINGENCY FOR MISCELLANEOUS	400,000.00	394,475.00	0.00	0.00	394,475.00
010-401-42180	COURTHOUSE HISTORICAL SOCIETY	4,500.00	4,500.00	563.00	1,606.54	2,893.46
010-401-42185	LAW ENFORCEMENT LIAB INSURANCE	25,000.00	25,000.00	28,356.00	28,356.00	-3,356.00
010-401-42201	FOSTER CHILD CARE	10,000.00	10,000.00	0.00	10,000.00	0.00
010-401-42204	TYLER COUNTY YOUTH PROGRAMS	20,000.00	20,000.00	0.00	6,000.00	14,000.00
010-401-42218	TYLER COUNTY APPRAISEL DIST.	441,316.00	441,316.00	124,441.00	248,882.00	192,434.00
010-401-42231	HOUSING OF TCSO INMATES	350,000.00	350,000.00	26,784.10	192,808.99	157,191.01
010-401-42233	TRAVEL (COUNTY REPRESENTATION)	5,000.00	5,000.00	0.00	140.70	4,859.30
010-401-42349	PUBLIC OFFICIALS LIAB INSURANC	22,000.00	22,000.00	21,030.00	21,030.00	970.00
010-401-42500	COUNTY TELEPHONES	35,000.00	35,000.00	5,127.17	28,679.98	6,320.02
010-401-42616	ADVERTISING	5,500.00	5,500.00	0.00	3,047.95	2,452.05
010-401-42628	CONTINGENCY FOR LEGAL FEES	125,000.00	125,000.00	3,881.27	22,909.83	102,090.17
010-401-42643	AUTOPSIES	75,000.00	75,000.00	875.00	14,825.00	60,175.00
010-401-42649	ALLAN SHIVERS LIBRARY	130,000.00	130,000.00	0.00	65,000.00	65,000.00
010-401-42650	ASSOCIATION DUES	15,000.00	15,000.00	1,158.00	4,607.00	10,393.00
010-401-42652	BURKE CENTER	17,912.00	17,912.00	0.00	0.00	17,912.00
010-401-42668	INDEPENDENT AUDIT	65,000.00	65,000.00	0.00	0.00	65,000.00
010-401-42686	GARTH HOUSE	5,000.00	5,000.00	0.00	0.00	5,000.00
010-401-42688	GENERAL LIABILITY INSURANCE	7,500.00	7,500.00	6,719.00	6,719.00	781.00
010-401-42697	RADIO TOWER RENTAL	0.00	0.00	0.00	1,680.00	-1,680.00
010-401-42701	RURAL FIRE PROTECTION	5,400.00	5,400.00	450.00	2,700.00	2,700.00
010-401-42900	BONDS	17,000.00	17,000.00	301.95	6,089.95	10,910.05
010-401-43621	SHERIFF VEHICLE LIABILITY	40,000.00	40,000.00	40,666.00	40,666.00	-666.00
010-401-48000	MISCELLANEOUS EXPENSE	34,000.00	34,000.00	1,755.64	12,158.63	21,841.37
010-401-48012	PAYMENT IN LIEU OF TAXES	3,000.00	3,000.00	0.00	0.00	3,000.00
010-401-49000	PAYMENTS TO THE STATE	0.00	0.00	0.00	1,629.41	-1,629.41
010-402-40000	SALARIES	363,508.00	363,508.00	25,397.26	189,661.20	173,846.80
010-402-40100	SOCIAL SECURITY	27,809.00	27,809.00	1,761.19	11,836.93	15,972.07
010-402-40110	RETIREMENT	27,373.00	27,373.00	1,533.03	11,147.78	16,225.22
010-402-42100	OFFICE SUPPLIES	6,000.00	6,492.59	104.96	1,397.30	5,095.29
010-402-42150	UNIFORMS	1,000.00	1,000.00	0.00	709.04	290.96
010-402-42500	STATE HEALTH DEPT.	3,600.00	3,600.00	113.46	772.26	2,827.74
010-402-42651	BOOK BINDING	1,000.00	1,000.00	0.00	0.00	1,000.00
010-402-42659	TRAINING & EDUCATION	18,500.00	19,070.12	195.77	4,547.54	14,522.58
010-402-43200	PURCHASE OF EQUIPMENT	4,000.00	4,000.00	0.00	0.00	4,000.00
010-405-40000	SALARIES	71,893.00	71,893.00	3,631.14	23,820.61	48,072.39
010-405-40100	SOCIAL SECURITY	5,500.00	5,500.00	277.77	1,822.19	3,677.81
010-405-40110	RETIREMENT	5,414.00	5,414.00	227.89	1,682.30	3,731.70
010-405-42100	OFFICE SUPPLIES	1,100.00	1,100.00	0.00	688.92	411.08
010-405-42663	TRAINING & EDUCATION	1,500.00	1,500.00	0.00	0.00	1,500.00
010-405-43620	VEHICLES	1,000.00	1,000.00	0.00	0.00	1,000.00

Income Statement

For Fiscal: 2024 Budget Period Ending: 06/30/2024

		Original Total Budget	Current Total Budget	MTD Activity	YTD Activity	Budget Remaining
010-407-40000	SALARIES	242,921.00	242,921.00	17,879.08	116,214.02	126,706.98
010-407-40100	SOCIAL SECURITY	18,584.00	18,584.00	1,300.44	8,502.32	10,081.68
010-407-40110	RETIREMENT	18,292.00	18,292.00	1,321.96	8,592.74	9,699.26
010-407-42100	OFFICE SUPPLIES	5,500.00	5,500.00	487.62	1,148.00	4,352.00
010-407-42150	UNIFORMS	750.00	750.00	0.00	0.00	750.00
010-407-42650	ASSOCIATION DUES	175.00	175.00	0.00	0.00	175.00
010-407-42659	TRAINING & EDUCATION	12,178.00	12,178.00	114.59	877.77	11,300.23
010-407-42908	RESTITUTION MISC. EXPENSE	0.00	0.00	0.00	50.00	-50.00
010-408-42216	TRANSCRIPTS	3,500.00	3,500.00	0.00	0.00	3,500.00
010-408-42347	PSYCHIATRIC & MEDICAL EXPENSE	10,000.00	10,000.00	0.00	425.00	9,575.00
010-408-42634	COURT APPOINTED ATTORNEYS	150,000.00	150,000.00	5,700.00	43,260.00	106,740.00
010-408-42637	CPS COURT APPOINTED ATTORNEYS	85,000.00	85,000.00	6,043.67	31,590.93	53,409.07
010-408-42638	CPS COURT REPORTER	6,000.00	6,000.00	0.00	1,160.00	4,840.00
010-408-42685	FOOD/LODGING FOR JURORS	2,250.00	2,250.00	65.90	284.91	1,965.09
010-408-42689	GRAND JURORS	8,000.00	8,000.00	1,200.00	1,200.00	6,800.00
010-408-42690	GRAND JURY COMMISSION	100.00	100.00	0.00	0.00	100.00
010-408-42700	PETIT JURORS	28,564.00	28,564.00	0.00	1,200.00	27,364.00
010-409-40000	SALARIES	3,000.00	3,000.00	463.37	1,713.37	1,286.63
010-409-40100	SOCIAL SECURITY	230.00	230.00	19.13	114.78	115.22
010-409-40110	RETIREMENT	226.00	226.00	18.83	112.98	113.02
010-409-42100	OFFICE SUPPLIES	200.00	200.00	0.00	0.00	200.00
010-409-42172	JUDICIAL DISTRICT EXPENSES	700.00	700.00	0.00	0.00	700.00
010-409-42354	COURT SUPPLEMENTS & EXPENSE	20,000.00	20,000.00	0.00	31,240.31	-11,240.31
010-409-42500	TELEPHONE	850.00	850.00	0.00	0.00	850.00
010-409-42630	CONTINUING EDUCATION	200.00	200.00	0.00	0.00	200.00
010-409-42636	COURT REPORTER TRAVEL/SUPPLIES	1,500.00	1,500.00	0.00	0.00	1,500.00
010-410-40000	SALARIES	6,842.00	6,842.00	526.30	3,420.95	3,421.05
010-410-40100	SOCIAL SECURITY	524.00	524.00	40.28	261.82	262.18
010-410-40110	RETIREMENT	516.00	516.00	39.64	257.66	258.34
010-410-42100	OFFICE SUPPLIES	400.00	400.00	0.00	0.00	400.00
010-410-42354	COURT SUPPLEMENTS & EXPENSES	60,200.00	60,200.00	0.00	35,592.44	24,607.56
010-410-42636	COURT REPORTER TRAVEL/SUPPLIES	1,100.00	1,100.00	300.00	300.00	800.00
010-410-42659	TRAINING & EDUCATION	691.00	691.00	0.00	0.00	691.00
010-411-40000	SALARIES	166,188.00	166,188.00	16,855.34	83,477.04	82,710.96
010-411-40100	SOCIAL SECURITY	12,714.00	12,714.00	1,215.38	5,912.24	6,801.76
010-411-40110	RETIREMENT	12,514.00	12,514.00	1,257.03	6,198.84	6,315.16
010-411-42100	OFFICE SUPPLIES	2,783.00	2,783.00	0.00	542.75	2,240.25
010-411-42150	UNIFORMS	750.00	750.00	0.00	131.00	619.00
010-411-42500	TELEPHONE	2,000.00	2,000.00	0.00	35.83	1,964.17
010-411-42661	TRAINING & EDUCATION	11,500.00	11,500.00	901.00	2,180.40	9,319.60
010-411-42700	PETIT JURORS	2,000.00	2,000.00	0.00	0.00	2,000.00
010-411-42900	BONDS	0.00	0.00	0.00	50.00	-50.00
010-412-40000	SALARIES	37,594.00	37,594.00	2,895.62	18,496.53	19,097.47
010-412-40100	SOCIAL SECURITY	2,876.00	2,876.00	206.94	1,327.53	1,548.47
010-412-40110	RETIREMENT	2,831.00	2,831.00	211.08	1,347.55	1,483.45
010-412-42100	OFFICE SUPPLIES	600.00	600.00	0.00	0.00	600.00
010-412-42110	POSTAGE	100.00	100.00	0.00	0.00	100.00
010-412-42150	UNIFORMS	250.00	250.00	0.00	0.00	250.00
010-412-42500	TELEPHONE	1,600.00	1,600.00	0.00	0.00	1,600.00
010-412-42661	TRAINING & EDUCATION	7,500.00	7,500.00	0.00	802.93	6,697.07
010-413-40000	SALARIES	36,994.00	36,994.00	2,895.62	18,496.53	18,497.47
010-413-40100	SOCIAL SECURITY	2,831.00	2,831.00	221.50	1,414.89	1,416.11
010-413-40110	RETIREMENT	2,786.00	2,786.00	211.08	1,347.55	1,438.45
010-413-42100	OFFICE SUPPLIES	900.00	900.00	0.00	0.00	900.00
010-413-42110	POSTAGE	200.00	200.00	0.00	0.00	200.00
010-413-42150	UNIFORMS	250.00	250.00	0.00	0.00	250.00
010-413-42500	TELEPHONE	1,100.00	1,100.00	0.00	0.00	1,100.00
010-413-42661	TRAINING & EDUCATION	7,500.00	7,500.00	0.00	628.00	6,872.00
010-413-42700	PETIT JURORS	200.00	200.00	0.00	0.00	200.00

Income Statement

For Fiscal: 2024 Budget Period Ending: 06/30/2024

		Original Total Budget	Current Total Budget	MTD Activity	YTD Activity	Budget Remaining
010-414-40000	SALARIES	41,484.00	41,484.00	3,045.62	19,421.53	22,062.47
010-414-40100	SOCIAL SECURITY	3,174.00	3,174.00	225.34	1,439.84	1,734.16
010-414-40110	RETIREMENT	3,124.00	3,124.00	214.86	1,372.11	1,751.89
010-414-42100	OFFICE SUPPLIES	1,800.00	1,800.00	0.00	599.97	1,200.03
010-414-42110	POSTAGE	400.00	400.00	0.00	0.00	400.00
010-414-42150	UNIFORMS	250.00	250.00	0.00	127.48	122.52
010-414-42500	TELEPHONE	1,425.00	1,425.00	0.00	128.96	1,296.04
010-414-42510	UTILITIES	1,200.00	1,200.00	0.00	177.68	1,022.32
010-414-42661	TRAINING & EDUCATION	7,500.00	7,500.00	0.00	0.00	7,500.00
010-415-42623	COMMITMENTS	7,000.00	7,000.00	0.00	1,570.00	5,430.00
010-415-42634	COURT APPOINTED ATTORNEYS	15,000.00	15,000.00	3,300.00	9,900.00	5,100.00
010-415-42635	COURT REPORTER	3,000.00	3,000.00	0.00	0.00	3,000.00
010-415-42700	PETIT JURORS	2,000.00	2,000.00	0.00	0.00	2,000.00
010-415-42909	REIMB. COURT COST	500.00	500.00	0.00	0.00	500.00
010-419-40000	SALARIES	340,829.00	340,829.00	23,092.46	137,953.56	202,875.44
010-419-40100	SOCIAL SECURITY	26,074.00	26,074.00	1,746.10	10,448.38	15,625.62
010-419-40110	RETIREMENT	25,665.00	25,665.00	1,666.22	10,219.60	15,445.40
010-419-42100	OFFICE SUPPLIES	6,200.00	6,200.00	239.34	2,355.98	3,844.02
010-419-42150	UNIFORMS	0.00	0.00	1,757.63	1,757.63	-1,757.63
010-419-42222	WITNESS EXPENSE	5,000.00	5,000.00	0.00	195.75	4,804.25
010-419-42400	GAS, OIL, GREASE	0.00	0.00	150.73	208.23	-208.23
010-419-42414	RADIO REPAIR	250.00	250.00	0.00	0.00	250.00
010-419-42416	VEHICLE OPERATIONS/MAINTENANCE	0.00	0.00	3,095.00	3,241.00	-3,241.00
010-419-42500	TELEPHONE	1,000.00	1,000.00	0.00	0.00	1,000.00
010-419-42639	DNA LAB FEES	12,000.00	12,000.00	0.00	0.00	12,000.00
010-419-42659	TRAINING & EDUCATION	9,110.00	10,256.70	217.79	3,530.93	6,725.77
010-419-42900	BONDS	0.00	0.00	0.00	147.00	-147.00
010-419-43219	PURCHASE OF INVESTIGATOR VEHICLE	0.00	0.00	0.00	30,406.07	-30,406.07
010-420-40000	SALARIES	302,783.00	302,783.00	22,792.56	136,642.29	166,140.71
010-420-40100	SOCIAL SECURITY	23,163.00	23,163.00	1,665.43	10,128.06	13,034.94
010-420-40110	RETIREMENT	27,800.00	27,800.00	1,685.00	10,099.76	17,700.24
010-420-42100	OFFICE SUPPLIES	6,700.00	6,700.00	0.00	862.38	5,837.62
010-420-42150	UNIFORMS	1,500.00	1,500.00	0.00	0.00	1,500.00
010-420-42500	TELEPHONE	4,000.00	4,000.00	246.07	1,966.67	2,033.33
010-420-42650	ASSOCIATION DUES	500.00	500.00	0.00	375.00	125.00
010-420-42659	TRAINING & EDUCATION	12,500.00	12,500.00	2,925.49	5,723.49	6,776.51
010-421-40000	SALARIES	167,495.00	167,495.00	12,646.86	78,660.54	88,834.46
010-421-40100	SOCIAL SECURITY	12,814.00	12,814.00	906.64	5,657.90	7,156.10
010-421-40110	RETIREMENT	12,613.00	12,613.00	945.36	5,883.19	6,729.81
010-421-42100	OFFICE SUPPLIES	2,423.00	2,423.00	195.99	832.77	1,590.23
010-421-42150	UNIFORMS	0.00	0.00	0.00	101.47	-101.47
010-421-42189	TRAINING & EDUCATION	10,000.00	11,869.87	1,097.10	5,967.59	5,902.28
010-421-42190	MEETINGS EXPENSE	200.00	200.00	0.00	0.00	200.00
010-421-42650	ASSOCIATION DUES	200.00	200.00	0.00	985.28	-785.28
010-422-40000	SALARIES	209,263.00	209,263.00	15,663.32	102,049.58	107,213.42
010-422-40100	SOCIAL SECURITY	16,009.00	16,009.00	1,103.40	7,237.71	8,771.29
010-422-40110	RETIREMENT	15,758.00	15,758.00	1,158.62	7,548.95	8,209.05
010-422-42100	OFFICE SUPPLIES	2,000.00	2,000.00	163.63	852.95	1,147.05
010-422-42150	UNIFORMS	250.00	250.00	0.00	0.00	250.00
010-422-42650	ASSOCIATION DUES	325.00	325.00	280.00	280.00	45.00
010-422-42659	TRAINING & EDUCATION	12,000.00	12,000.00	1,725.24	6,180.64	5,819.36
010-422-42900	BONDS	0.00	0.00	0.00	275.00	-275.00
010-423-40000	SALARIES	126,783.00	126,783.00	9,488.62	64,424.16	62,358.84
010-423-40100	SOCIAL SECURITY	9,699.00	9,699.00	695.96	4,743.26	4,955.74
010-423-40110	RETIREMENT	9,547.00	9,547.00	700.58	4,760.70	4,786.30
010-423-42100	OFFICE SUPPLIES	3,000.00	3,000.00	187.68	1,341.25	1,658.75
010-423-42150	UNIFORMS	500.00	500.00	0.00	486.79	13.21
010-423-42650	ASSOCIATION DUES	280.00	280.00	0.00	0.00	280.00
010-423-42659	TRAINING & EDUCATION	10,000.00	11,676.15	1,516.40	9,794.45	1,881.70

Income Statement

For Fiscal: 2024 Budget Period Ending: 06/30/2024

		Original Total Budget	Current Total Budget	MTD Activity	YTD Activity	Budget Remaining
010-424-40000	SALARIES	42,634.00	42,634.00	3,345.62	21,196.53	21,437.47
010-424-40100	SOCIAL SECURITY	3,262.00	3,262.00	255.08	1,616.37	1,645.63
010-424-40110	RETIREMENT	3,211.00	3,211.00	244.98	1,550.95	1,660.05
010-424-42150	UNIFORMS	250.00	250.00	0.00	0.00	250.00
010-424-42661	TRAINING & EDUCATION	9,156.52	9,935.55	0.00	0.00	9,935.55
010-424-43220	EMERGENCY EQUIPMENT	250.00	250.00	0.00	0.00	250.00
010-424-43232	RADIO & EQUIPMENT	600.00	600.00	0.00	0.00	600.00
010-425-40000	SALARIES	44,674.00	44,674.00	3,345.62	21,196.53	23,477.47
010-425-40100	SOCIAL SECURITY	3,418.00	3,418.00	216.06	1,382.25	2,035.75
010-425-40110	RETIREMENT	3,364.00	3,364.00	244.98	1,550.95	1,813.05
010-425-42150	UNIFORMS	500.00	500.00	0.00	125.00	375.00
010-425-42661	TRAINING & EDUCATION	6,500.00	6,500.00	697.04	997.04	5,502.96
010-425-43220	EMERGENCY EQUIPMENT	400.00	400.00	0.00	0.00	400.00
010-425-43232	RADIO & EQUIPMENT	600.00	600.00	0.00	0.00	600.00
010-426-40000	SALARIES	1,019,631.00	1,019,631.00	65,432.31	463,086.17	556,544.83
010-426-40100	SOCIAL SECURITY	78,002.00	78,002.00	4,692.36	33,371.20	44,630.80
010-426-40110	RETIREMENT	76,779.00	76,779.00	4,881.50	34,567.36	42,211.64
010-426-40151	VACATION & SICK PAY RELIEF	13,000.00	13,000.00	0.00	0.00	13,000.00
010-426-42100	OFFICE SUPPLIES	7,000.00	7,000.00	156.51	1,365.30	5,634.70
010-426-42150	UNIFORMS	8,000.00	8,000.00	117.01	4,335.17	3,664.83
010-426-42182	DEPUTIES SUPPLIES	9,500.00	9,500.00	1,517.66	2,016.10	7,483.90
010-426-42217	TRANSPORTS COSTS	5,000.00	5,000.00	38.30	139.28	4,860.72
010-426-42395	PSYCHOLOGICAL EVALUATIONS	5,000.00	5,000.00	600.00	1,000.00	4,000.00
010-426-42396	FINGER PRINTING/BACKGROUND CHECK	2,500.00	2,500.00	0.00	10.21	2,489.79
010-426-42398	EVIDENCE EXPENSE	10,000.00	10,000.00	470.57	1,919.27	8,080.73
010-426-42400	GAS, OIL, GREASE	130,000.00	130,000.00	8,480.12	37,355.99	92,644.01
010-426-42401	TIRES, TUBES	17,500.00	17,500.00	2,852.75	10,913.68	6,586.32
010-426-42413	REPAIRS TO VEHICLES	22,500.00	22,500.00	1,602.23	9,432.95	13,067.05
010-426-42415	RADIO MAINTENANCE	2,000.00	2,000.00	0.00	0.00	2,000.00
010-426-42500	TELEPHONE	20,000.00	20,000.00	1,047.40	5,567.46	14,432.54
010-426-42640	EMPLOYEE PHYSICALS	2,000.00	2,000.00	83.00	129.20	1,870.80
010-426-42653	CAMERA & FILM	1,696.00	1,696.00	0.00	97.98	1,598.02
010-426-42656	ANIMAL CONTROL	1,500.00	1,500.00	0.00	51.88	1,448.12
010-426-42659	TRAINING & EDUCATION	15,000.00	17,678.87	1,961.04	6,368.50	11,310.37
010-427-40000	SALARIES	683,615.50	683,615.50	54,785.91	364,886.99	318,728.51
010-427-40100	SOCIAL SECURITY	52,297.00	52,297.00	4,005.42	26,796.05	25,500.95
010-427-40110	RETIREMENT	51,476.25	51,476.25	3,729.32	25,857.30	25,618.95
010-427-40151	VACATION & SICK PAY RELIEF	5,000.00	5,000.00	0.00	0.00	5,000.00
010-427-42108	JAIL SUPPLIES	25,000.00	25,000.00	1,330.17	16,992.68	8,007.32
010-427-42150	UNIFORMS	1,500.00	1,500.00	287.94	314.26	1,185.74
010-427-42157	PRISONER MEALS	70,000.00	70,000.00	7,849.12	35,630.29	34,369.71
010-427-42640	EMPLOYEE PHYSICALS	0.00	0.00	0.00	212.20	-212.20
010-427-42653	CAMERA & FILM	500.00	500.00	0.00	23.98	476.02
010-427-42659	TRAINING & EDUCATION	4,500.00	4,500.00	554.00	1,921.99	2,578.01
010-428-40000	SALARIES	42,994.00	42,994.00	3,345.62	21,196.53	21,797.47
010-428-40100	SOCIAL SECURITY	3,290.00	3,290.00	161.42	1,054.41	2,235.59
010-428-40110	RETIREMENT	3,238.00	3,238.00	244.98	1,550.95	1,687.05
010-428-42150	UNIFORMS	250.00	250.00	0.00	0.00	250.00
010-428-42661	TRAINING & EDUCATION	8,172.52	8,172.52	0.00	0.00	8,172.52
010-428-43220	EMERGENCY EQUIPMENT	400.00	400.00	0.00	0.00	400.00
010-428-43232	RADIO & EQUIPMENT	1,234.00	1,234.00	0.00	0.00	1,234.00
010-429-40000	SALARIES	42,514.00	42,514.00	3,345.62	21,196.53	21,317.47
010-429-40100	SOCIAL SECURITY	3,253.00	3,253.00	245.36	1,558.05	1,694.95
010-429-40110	RETIREMENT	3,223.00	3,223.00	244.98	1,550.95	1,672.05
010-429-42150	UNIFORMS	750.00	750.00	459.89	459.89	290.11
010-429-42661	TRAINING & EDUCATION	8,665.52	9,444.55	741.26	2,120.43	7,324.12
010-429-43220	EMERGENCY EQUIPMENT	1,200.00	1,200.00	0.00	0.00	1,200.00
010-429-43232	RADIO & EQUIPMENT	235.00	235.00	0.00	358.46	-123.46
010-430-40000	SALARIES	35,520.00	35,520.00	2,630.78	17,100.07	18,419.93

Income Statement

For Fiscal: 2024 Budget Period Ending: 06/30/2024

		Original Total Budget	Current Total Budget	MTD Activity	YTD Activity	Budget Remaining
010-430-40100	SOCIAL SECURITY	2,718.00	2,718.00	201.24	1,308.06	1,409.94
010-430-40110	RETIREMENT	2,675.00	2,675.00	194.62	1,265.03	1,409.97
010-430-42100	OFFICE SUPPLIES	1,000.00	1,000.00	0.00	101.96	898.04
010-436-42617	AID TO INDIGENTS	10,000.00	10,000.00	0.00	0.00	10,000.00
010-436-42633	COUNTY HEALTH OFFICER	9,000.00	9,000.00	0.00	0.00	9,000.00
010-439-40000	SALARIES	92,348.00	92,348.00	7,043.86	44,813.09	47,534.91
010-439-40100	SOCIAL SECURITY	7,065.00	7,065.00	536.10	3,411.66	3,653.34
010-439-40110	RETIREMENT	6,954.00	6,954.00	295.82	1,872.24	5,081.76
010-439-42100	OFFICE SUPPLIES	1,000.00	1,000.00	0.00	374.15	625.85
010-439-42181	DEMONSTRATION SUPPLIES	1,000.00	1,000.00	0.00	582.95	417.05
010-439-42224	OUT-OF-COUNTY TRAVEL, FARM	6,500.00	6,500.00	204.20	2,954.84	3,545.16
010-439-42225	OUT-OF-COUNTY TRAVEL, HOME	5,500.00	5,500.00	0.00	1,861.35	3,638.65
010-440-42101	SUPPLIES	100,000.00	100,000.00	11,785.05	41,502.23	58,497.77
010-440-42350	SERVICE CONTRACTS	110,000.00	110,000.00	23,329.88	79,246.66	30,753.34
010-440-42353	SUPPORT SERVICES	295,000.00	295,000.00	3,111.05	22,038.99	272,961.01
010-440-42423	EQUIPMENT REPAIRS	10,000.00	10,000.00	0.00	1,750.00	8,250.00
010-440-42600	PROFESSIONAL SERVICES	92,000.00	92,000.00	5,032.01	27,208.06	64,791.94
010-440-42677	EQUIPMENT LEASE	35,000.00	35,000.00	7,722.88	23,847.81	11,152.19
010-442-40000	SALARIES	245,165.00	245,165.00	21,423.17	130,744.46	114,420.54
010-442-40100	SOCIAL SECURITY	18,756.00	18,756.00	1,589.48	9,783.12	8,972.88
010-442-40110	RETIREMENT	18,461.00	18,461.00	1,444.80	9,230.39	9,230.61
010-442-42106	JANITORS SUPPLIES	20,000.00	20,000.00	3,006.02	11,999.16	8,000.84
010-442-42150	UNIFORMS	4,000.00	4,000.00	0.00	0.00	4,000.00
010-442-42394	BUILDING INSURANCE	40,000.00	40,000.00	118,534.00	118,534.00	-78,534.00
010-442-42397	GROUNDS MAINTENANCE	5,000.00	5,000.00	258.89	1,605.72	3,394.28
010-442-42400	GAS, OIL, GREASE	10,000.00	10,000.00	810.68	1,831.93	8,168.07
010-442-42411	REPAIRS & MAINTENANCE AT JUSTICE CEN...	30,000.00	30,000.00	395.88	4,049.76	25,950.24
010-442-42412	REPAIRS & MAINTENANCE TO COURTHOUSE	100,000.00	100,000.00	745.35	8,494.17	91,505.83
010-442-42413	REPAIRS TO VEHICLES	12,500.00	12,500.00	131.37	2,221.41	10,278.59
010-442-42417	REPAIRS & MAINTENANCE - TAX OFFICE	10,000.00	10,000.00	66.60	373.14	9,626.86
010-442-42418	REPAIRS & MAINTENANCE - COUNTY CLERK..	10,000.00	10,000.00	4,663.49	6,092.61	3,907.39
010-442-42419	REPAIRS & MAINTENANCE - TYLER CO. CO...	10,000.00	10,000.00	168.96	4,677.79	5,322.21
010-442-42422	ELEVATOR REPAIRS	3,000.00	3,000.00	0.00	0.00	3,000.00
010-442-42511	UTILITIES-JUSTICE CENTER	65,000.00	65,000.00	4,238.11	21,096.06	43,903.94
010-442-42515	UTILITIES-COURTHOUSE	35,000.00	35,000.00	1,876.61	10,677.70	24,322.30
010-442-42516	UTILITIES-COUNTY	13,200.00	13,200.00	590.17	4,228.52	8,971.48
010-442-42517	UTILITIES-TAX OFFICE	10,500.00	10,500.00	554.00	3,543.33	6,956.67
010-442-42518	UTILITIES - TYLER CO. COMPLEX	16,000.00	16,000.00	1,384.11	6,648.85	9,351.15
010-442-42520	EQUIPMENT REPAIRS	15,000.00	15,000.00	0.00	0.00	15,000.00
010-442-42521	MAINTENANCE SUPPLIES	10,000.00	10,000.00	143.23	1,855.86	8,144.14
010-442-43200	PURCHASE OF EQUIPMENT	25,000.00	25,000.00	0.00	3,477.50	21,522.50
010-453-43210	OFFICE EQUIPMENT	52,035.00	52,035.00	577.82	21,904.00	30,131.00
010-453-43401	HEATING & COOLING EQUIPMENT	6,500.00	6,500.00	0.00	0.00	6,500.00
010-453-43600	SHERIFF'S CARS	100,806.00	100,806.00	2,310.00	6,402.38	94,403.62
010-453-49138	CAPITAL LEASE PAYMENTS	26,710.00	26,710.00	0.00	0.00	26,710.00
010-453-49139	INTEREST ON CAPITAL LEASE PAYMENTS	1,986.00	1,986.00	0.00	0.00	1,986.00
010-467-40100	SOCIAL SECURITY	0.00	0.00	1,054.73	7,095.02	-7,095.02
010-467-40110	RETIREMENT	0.00	0.00	1,089.38	7,291.19	-7,291.19
010-467-42000	SALARIES	246,629.63	246,629.63	14,618.90	98,141.86	148,487.77
010-467-42170	EQUIPMENT	65,931.99	65,931.99	0.00	0.00	65,931.99
010-468-40000	SALARIES	0.00	0.00	10,976.22	52,857.34	-52,857.34
468-40100	SOCIAL SECURITY	0.00	0.00	798.20	3,939.68	-3,939.68
468-40110	RETIREMENT	0.00	0.00	820.60	3,962.13	-3,962.13
010-468-42000	SALARIES	142,599.00	142,599.00	0.00	0.00	142,599.00
010-468-42120	HOSPITALIZATION	10,737.00	10,737.00	0.00	0.00	10,737.00
010-496-49029	TRANSFER TO BENEVOLENCE	1,000.00	1,000.00	0.00	1,000.00	0.00
010-496-49101	TRANSFER - CH RESTORATION	75,000.00	75,000.00	0.00	75,000.00	0.00
010-496-49102	TRANSFER TO LEGISLATIVE SERVICE	10,500.00	10,500.00	0.00	10,500.00	0.00
010-496-49113	TRANSFER TO R & B, PCT. 1	64,700.00	64,700.00	0.00	64,700.00	0.00

Income Statement

For Fiscal: 2024 Budget Period Ending: 06/30/2024

		Original Total Budget	Current Total Budget	MTD Activity	YTD Activity	Budget Remaining
010-496-49114	TRANSFER TO R & B, PCT. 2	64,700.00	64,700.00	0.00	64,700.00	0.00
010-496-49115	TRANSFER TO R & B, PCT. 3	64,700.00	64,700.00	0.00	64,700.00	0.00
010-496-49116	TRANSFERS TO R & B, PCT. 4	64,700.00	64,700.00	0.00	64,700.00	0.00
010-496-49117	TRANS. TO JUV. PROB. (MATCH)	150,000.00	150,000.00	0.00	150,000.00	0.00
010-496-49121	TRANSFER TO AIRPORT	91,106.00	91,106.00	0.00	91,106.00	0.00
010-496-49123	TRANSFER TO ECONOMIC DEVELOPM	10,500.00	10,500.00	0.00	10,500.00	0.00
010-496-49124	TRANSFER TO EMERGENCY OPERATI	150,808.00	150,808.00	0.00	150,808.00	0.00
010-496-49125	TRANSFER TO NUTRITION CENTER	81,493.00	81,493.00	0.00	81,493.00	0.00
010-496-49130	TRANSFER TO RODEO ARENA	25,200.00	25,200.00	0.00	25,200.00	0.00
010-496-49131	TRANSFER TO COURTHOUSE SECURITY	113,106.00	113,106.00	0.00	113,106.00	0.00
010-496-49133	TRANSFER TO LIBRARY FUND	25,000.00	25,000.00	0.00	25,000.00	0.00
010-496-49140	TRANSFER TO DISTRICT CLERK RMP	150,000.00	150,000.00	0.00	150,000.00	0.00
Expense Total:		11,966,513.93	11,974,013.20	1,033,795.32	5,870,500.96	6,103,512.24

Fund: 010 - GENERAL FUND Surplus (Deficit): 59,102.38 51,603.11 -569,345.77 4,008,758.87

Fund: 020 - GENERAL ROAD & BRIDGE

Revenue

020-31000	AD VAL-.2278	3,186,559.58	3,186,559.58	41,286.40	2,895,968.56	290,591.02
020-31009	PAYMENT IN LIEU OF TAXES	846.28	846.28	0.00	0.00	846.28
020-31020	DELINQUENT AD VALOREM	73,000.00	73,000.00	6,512.07	37,571.17	35,428.83
020-32222	MOTOR VEHICLE REGISTRATION	360,000.00	360,000.00	0.00	314,248.11	45,751.89
020-32517	COUNTY CLERK FINES	7,009.00	7,009.00	2,262.83	3,890.43	3,118.57
020-32522	DISTRICT CLERK FINES	20,000.00	20,000.00	728.40	5,746.40	14,253.60
020-38150	DEPARTMENT OF TRANSPORATION	22,000.00	22,000.00	0.00	0.00	22,000.00
020-39009	SPECIAL AUTO TAX	150,000.00	150,000.00	11,850.00	94,836.00	55,164.00
Revenue Total:		3,819,414.86	3,819,414.86	62,639.70	3,352,260.67	467,154.19

Expense

020-000-49126	TRANS/R&B I====21.3017 %	813,601.26	813,601.26	13,343.37	825,691.14	-12,089.88
020-000-49127	TRANS/R&B II====.23.3254 %	890,894.75	890,894.75	14,610.96	904,132.76	-13,238.01
020-000-49128	TRANS/R&B III==.29.0243 %	1,108,559.38	1,108,559.38	18,180.74	1,125,031.74	-16,472.36
020-000-49129	TRANS/R&B IV=== 26.3485 %	1,006,359.47	1,006,359.47	16,504.63	1,021,313.23	-14,953.76
Expense Total:		3,819,414.86	3,819,414.86	62,639.70	3,876,168.87	-56,754.01

Fund: 020 - GENERAL ROAD & BRIDGE Surplus (Deficit): 0.00 0.00 0.00 -523,908.20

Fund: 021 - ROAD & BRIDGE I

Revenue

021-30000	BEGINNING BALANCE	-24,584.73	187,446.38	0.00	0.00	187,446.38
021-32116	UTILITY CONSTRUCTION PERMIT FEE	0.00	0.00	0.00	750.00	-750.00
021-35100	INTEREST ON INVESTMENTS	1,800.00	1,800.00	765.55	1,595.68	204.32
021-35104	INTEREST TEXAS CLASS INVESTMENTS	3,000.00	3,000.00	2,522.49	14,127.06	-11,127.06
021-37000	REFUNDS	100.00	100.00	0.00	0.00	100.00
021-39000	TRANSFER FROM GENERAL FUND	64,700.00	64,700.00	0.00	64,700.00	0.00
021-39003	TRANSFER FROM GEN R&B	813,601.26	813,601.26	13,343.37	825,691.14	-12,089.88
021-39004	TRANSFER FROM R&B, PCT 2	19,040.00	19,040.00	1,592.72	9,556.32	9,483.68
021-39200	SALE OF EQUIPMENT	0.00	0.00	88,130.00	88,130.00	-88,130.00
Revenue Total:		877,656.53	1,089,687.64	106,354.13	1,004,550.20	85,137.44

Expense

021-000-40000	SALARIES	373,849.88	373,849.88	27,794.01	173,701.34	200,148.54
021-000-40100	SOCIAL SECURITY	28,600.00	28,600.00	1,992.45	12,485.43	16,114.57
021-000-40110	RETIREMENT	28,151.00	28,151.00	2,065.11	12,899.18	15,251.82
021-000-40120	HOSPITALIZATION	74,637.00	74,637.00	6,669.39	39,647.49	34,989.51
021-000-40130	WORKERS' COMPENSATION	6,500.00	6,500.00	1,531.50	3,063.00	3,437.00
021-000-40140	UNEMPLOYMENT INSURANCE	1,072.00	1,072.00	45.33	280.73	791.27
021-000-42100	OFFICE SUPPLIES	1,500.00	1,500.00	0.00	240.65	1,259.35
021-000-42150	UNIFORMS	1,500.00	1,500.00	0.00	617.63	882.37
021-000-42160	ROAD MATERIAL	90,000.00	98,814.10	12,785.74	37,900.20	60,913.90
021-000-42161	CULVERTS	10,000.00	10,000.00	461.99	4,604.97	5,395.03
021-000-42391	LIABILITY INS. ON VEHICLES	4,600.00	4,600.00	0.00	0.00	4,600.00
021-000-42400	GAS, OIL, GREASE	50,000.00	50,000.00	7,149.61	25,045.33	24,954.67

Income Statement

For Fiscal: 2024 Budget Period Ending: 06/30/2024

		Original Total Budget	Current Total Budget	MTD Activity	YTD Activity	Budget Remaining
021-000-42401	TIRES, TUBES	22,500.00	22,500.00	1,364.70	6,093.15	16,406.85
021-000-42420	BRIDGE REPAIR	1,500.00	1,500.00	0.00	0.00	1,500.00
021-000-42425	MACHINERY MAINTENANCE	50,000.00	67,500.00	20,313.94	46,772.07	20,727.93
021-000-42428	EQUIPMENT HAULING & TOWING	2,500.00	3,040.00	0.00	1,540.00	1,500.00
021-000-42429	TOOL & EQUIPMENT RENTAL	2,500.00	0.00	0.00	0.00	0.00
021-000-42500	TELEPHONE	2,500.00	0.00	0.00	0.00	0.00
021-000-42510	UTILITIES	5,000.00	5,000.00	124.26	721.04	4,278.96
021-000-42523	SIGNS FOR ROADS	3,000.00	5,143.55	388.59	1,015.50	4,128.05
021-000-42640	EMPLOYEE PHYSICALS	500.00	500.00	0.00	0.00	500.00
021-000-42646	CONTRACT LABOR	2,500.00	5,500.00	0.00	250.00	5,250.00
021-000-42650	ASSOCIATION DUES	200.00	200.00	0.00	0.00	200.00
021-000-42659	TRAINING & EDUCATION	5,174.90	5,174.90	229.95	2,888.14	2,286.76
021-000-42900	BONDS	240.00	240.00	0.00	0.00	240.00
021-000-42998	MISCELLANEOUS SUPPLIES	8,000.00	8,000.00	670.16	1,435.38	6,564.62
021-000-43200	PURCHASE OF EQUIPMENT	50,000.00	50,000.00	0.00	49,564.45	435.55
021-000-44100	PRINCIPLE ON LEASE PURCHASE	40,281.75	227,458.76	0.00	227,458.76	0.00
021-000-44200	INTEREST ON LEASE PURCHASE	10,850.00	8,706.45	0.00	8,706.45	0.00
	Expense Total:	877,656.53	1,089,687.64	83,586.73	656,930.89	432,756.75
	Fund: 021 - ROAD & BRIDGE I Surplus (Deficit):	0.00	0.00	22,767.40	347,619.31	
Fund: 022 - ROAD & BRIDGE II						
Revenue						
022-30000	BEGINNING BALANCE	85,322.55	85,322.55	0.00	0.00	85,322.55
022-32116	UTILITY CONSTRUCTION PERMIT FEE	0.00	0.00	0.00	750.00	-750.00
022-35100	INTEREST ON INVESTMENTS	1,200.00	1,200.00	902.57	7,715.83	-6,515.83
022-35104	INTEREST TEXAS CLASS INVESTMENTS	3,000.00	3,000.00	2,893.67	13,267.56	-10,267.56
022-37000	REFUNDS	150.00	150.00	0.00	0.00	150.00
022-37102	REIMBURSEMENTS	0.00	0.00	0.00	533.10	-533.10
022-39000	TRANSFER FROM GENERAL FUND	64,700.00	64,700.00	0.00	64,700.00	0.00
022-39003	TRANSFER FROM GEN R&B	890,894.75	890,894.75	14,610.96	904,132.76	-13,238.01
022-39200	SALE OF EQUIPMENT/SCRAP METAL	0.00	0.00	7,600.00	7,600.00	-7,600.00
	Revenue Total:	1,045,267.30	1,045,267.30	26,007.20	998,699.25	46,568.05
Expense						
022-000-40000	SALARIES	298,104.00	298,104.00	22,707.87	140,190.54	157,913.46
022-000-40100	SOCIAL SECURITY	22,805.00	22,805.00	1,713.10	10,426.97	12,378.03
022-000-40110	RETIREMENT	22,448.00	22,448.00	1,454.12	9,454.02	12,993.98
022-000-40120	HOSPITALIZATION	53,312.00	53,312.00	3,736.85	22,118.03	31,193.97
022-000-40130	WORKERS' COMPENSATION	6,500.00	6,500.00	1,531.50	3,063.00	3,437.00
022-000-40140	UNEMPLOYMENT INSURANCE	917.00	917.00	35.23	214.16	702.84
022-000-42100	OFFICE SUPPLIES	1,500.00	1,500.00	0.00	174.31	1,325.69
022-000-42150	UNIFORMS	2,500.00	2,500.00	0.00	40.00	2,460.00
022-000-42160	ROAD MATERIAL	149,300.00	149,300.00	23,606.90	66,573.32	82,726.68
022-000-42161	CULVERTS	17,035.00	17,035.00	0.00	0.00	17,035.00
022-000-42392	LIABILITY INSURANCE	6,000.00	6,000.00	0.00	0.00	6,000.00
022-000-42400	GAS, OIL, GREASE	68,203.00	68,203.00	9,378.48	31,828.30	36,374.70
022-000-42401	TIRES, TUBES	17,000.00	17,000.00	379.95	3,315.72	13,684.28
022-000-42420	BRIDGE REPAIR	10,000.00	10,000.00	0.00	433.96	9,566.04
022-000-42425	MACHINERY MAINTENANCE	40,166.00	40,166.00	924.89	14,305.24	25,860.76
022-000-42426	VEGETATION CONTROL	2,000.00	2,000.00	129.90	162.85	1,837.15
022-000-42428	EQUIPMENT HAULING/RENTAL/TOWING	5,000.00	5,000.00	0.00	0.00	5,000.00
022-000-42429	TOOL & EQUIPMENT RENTAL	25,000.00	25,000.00	0.00	66.66	24,933.34
022-000-42500	TELEPHONE	5,000.00	5,000.00	284.34	1,132.09	3,867.91
022-000-42510	UTILITIES	2,500.00	2,500.00	208.05	1,434.83	1,065.17
022-000-42523	SIGNS FOR ROADS	3,000.00	3,000.00	0.00	601.82	2,398.18
022-000-42640	EMPLOYEE PHYSICALS	500.00	500.00	0.00	129.20	370.80
022-000-42659	TRAINING & EDUCATION	6,000.00	6,000.00	1,141.53	3,106.91	2,893.09
022-000-42998	MISCELLANEOUS SUPPLIES	25,460.00	25,460.00	644.17	2,414.10	23,045.90
022-000-43200	PURCHASE OF EQUIPMENT	112,823.30	112,823.30	32,500.00	41,325.00	71,498.30
022-000-44100	PRINCIPLE ON LEASE PURCHASES	101,461.00	101,461.00	0.00	63,808.77	37,652.23

Income Statement

For Fiscal: 2024 Budget Period Ending: 06/30/2024

		Original Total Budget	Current Total Budget	MTD Activity	YTD Activity	Budget Remaining
022-000-44200	INTEREST ON LEASE PURCHASES	21,904.00	21,904.00	0.00	22,829.39	-925.39
022-000-49113	TRANSFER TO R & B, PCT. 1	18,829.00	18,829.00	0.00	7,963.60	10,865.40
	Expense Total:	1,045,267.30	1,045,267.30	100,376.88	447,112.79	598,154.51
	Fund: 022 - ROAD & BRIDGE II Surplus (Deficit):	0.00	0.00	-74,369.68	551,586.46	

Fund: 023 - ROAD & BRIDGE III

Revenue						
023-30000	BEGINNING BALANCE	73,222.62	73,222.62	0.00	0.00	73,222.62
023-35100	INTEREST ON INVESTMENTS	1,500.00	1,500.00	690.41	6,782.02	-5,282.02
023-35104	INTEREST TEXAS CLASS INVESTMENTS	3,000.00	3,000.00	2,055.18	9,259.16	-6,259.16
023-37000	REFUNDS	0.00	0.00	0.00	243.74	-243.74
023-39000	TRANSFER FROM GENERAL FUND	64,700.00	64,700.00	0.00	64,700.00	0.00
023-39003	TRANSFER FROM GEN R&B	1,108,559.38	1,108,559.38	18,180.74	1,125,031.74	-16,472.36
023-39005	TRANSFER FROM R&B, PCT 4	22,108.00	22,108.00	1,609.54	9,657.24	12,450.76
023-39200	SALE OF EQUIPMENT & SCRAP METAL	0.00	0.00	24,250.00	24,250.00	-24,250.00
	Revenue Total:	1,273,090.00	1,273,090.00	46,785.87	1,239,923.90	33,166.10

Expense						
023-000-40000	SALARIES	487,319.00	487,319.00	37,753.04	228,578.08	258,740.92
023-000-40100	SOCIAL SECURITY	37,280.00	37,280.00	2,863.62	17,317.91	19,962.09
023-000-40110	RETIREMENT	36,696.00	36,696.00	2,818.51	17,054.00	19,642.00
023-000-40120	HOSPITALIZATION	93,985.00	93,985.00	9,318.81	50,372.56	43,612.44
023-000-40130	WORKERS' COMPENSATION	7,000.00	7,000.00	1,531.50	3,063.00	3,937.00
023-000-40140	UNEMPLOYMENT INSURANCE	1,532.00	1,532.00	65.31	390.82	1,141.18
023-000-42100	OFFICE SUPPLIES	1,500.00	1,500.00	0.00	205.23	1,294.77
023-000-42150	UNIFORMS	3,000.00	3,000.00	0.00	0.00	3,000.00
023-000-42160	ROAD MATERIAL	166,007.00	166,007.00	22,118.09	130,618.21	35,388.79
023-000-42161	CULVERTS	24,500.00	24,500.00	1,802.00	6,036.80	18,463.20
023-000-42392	LIABILITY INSURANCE	6,000.00	6,000.00	0.00	0.00	6,000.00
023-000-42400	GAS, OIL, GREASE	90,000.00	90,000.00	11,756.36	46,751.93	43,248.07
023-000-42401	TIRES, TUBES	22,500.00	22,500.00	1,531.80	6,941.68	15,558.32
023-000-42420	BRIDGE REPAIR	20,000.00	20,000.00	0.00	0.00	20,000.00
023-000-42425	MACHINERY MAINTENANCE	44,000.00	44,243.74	4,933.05	24,360.29	19,883.45
023-000-42428	EQUIPMENT HAULING & TOWING	5,000.00	5,000.00	400.00	400.00	4,600.00
023-000-42429	TOOL & EQUIPMENT RENTAL	15,000.00	15,000.00	4,136.63	20,913.15	-5,913.15
023-000-42500	TELEPHONE	6,000.00	6,000.00	128.83	1,541.02	4,458.98
023-000-42510	UTILITIES	3,000.00	3,000.00	222.38	1,381.42	1,618.58
023-000-42523	SIGNS FOR ROADS	3,000.00	3,000.00	396.40	502.65	2,497.35
023-000-42640	EMPLOYEE PHYSICALS	1,000.00	1,000.00	212.20	212.20	787.80
023-000-42659	TRAINING & EDUCATION	6,000.00	6,000.00	954.28	1,486.78	4,513.22
023-000-42900	BONDS	200.00	200.00	0.00	0.00	200.00
023-000-42998	MISCELLANEOUS SUPPLIES	10,000.00	10,000.00	439.05	3,065.40	6,934.60
023-000-43200	PURCHASE OF EQUIPMENT	38,000.00	38,000.00	0.00	0.00	38,000.00
023-000-43902	PURCHASE OF PROPERTY/BUILDINGS	42,000.00	42,000.00	0.00	0.00	42,000.00
023-000-44100	PRINCIPLE LEASE PAYMENT	86,458.00	86,458.00	0.00	123,819.31	-37,361.31
023-000-44200	INTEREST ON LEASE PAYMENT	16,113.00	16,113.00	0.00	11,898.77	4,214.23
	Expense Total:	1,273,090.00	1,273,333.74	103,381.86	696,911.21	576,422.53
	Fund: 023 - ROAD & BRIDGE III Surplus (Deficit):	0.00	-243.74	-56,595.99	543,012.69	

Fund: 024 - ROAD & BRIDGE IV

Revenue						
024-30000	BEGINNING BALANCE	141,076.53	141,076.53	0.00	0.00	141,076.53
024-35100	INTEREST ON INVESTMENTS	1,200.00	1,200.00	1,539.08	11,011.31	-9,811.31
024-35104	INTEREST TEXAS CLASS INVESTMENTS	3,000.00	3,000.00	1,611.96	6,596.18	-3,596.18
024-35105	INTEREST FNB WICHITA FALLS INVESTMENTS	0.00	0.00	1,313.83	7,795.69	-7,795.69
024-37000	REFUNDS	0.00	0.00	0.00	50.75	-50.75
024-39000	TRANSFER FROM GENERAL FUND	64,700.00	64,700.00	0.00	64,700.00	0.00
024-39003	TRANSFER FROM GEN R&B	1,006,359.47	1,006,359.47	16,504.63	1,021,313.23	-14,953.76
024-39200	SALE OF EQUIPMENT	0.00	0.00	2,600.00	2,600.00	-2,600.00
	Revenue Total:	1,216,336.00	1,216,336.00	23,569.50	1,114,067.16	102,268.84

Income Statement

For Fiscal: 2024 Budget Period Ending: 06/30/2024

		Original Total Budget	Current Total Budget	MTD Activity	YTD Activity	Budget Remaining
Expense						
024-000-40021	SALARIES & PART-TIME HELP	442,157.00	442,157.00	30,935.85	201,356.02	240,800.98
024-000-40100	SOCIAL SECURITY	33,826.00	33,826.00	2,293.98	14,968.07	18,857.93
024-000-40110	RETIREMENT	33,295.00	33,295.00	2,298.22	14,959.01	18,335.99
024-000-40120	HOSPITALIZATION	105,902.00	105,902.00	7,664.91	45,655.63	60,246.37
024-000-40130	WORKERS' COMPENSATION	5,970.00	5,970.00	1,531.50	3,063.00	2,907.00
024-000-40140	UNEMPLOYMENT INSURANCE	1,087.00	1,087.00	51.70	336.57	750.43
024-000-42100	OFFICE SUPPLIES	1,500.00	1,500.00	0.00	0.00	1,500.00
024-000-42150	UNIFORMS	3,000.00	3,000.00	176.22	1,639.88	1,360.12
024-000-42160	ROAD MATERIAL	192,500.00	192,500.00	29,836.51	82,700.57	109,799.43
024-000-42161	CULVERTS	26,548.00	33,312.00	0.00	33,312.40	-0.40
024-000-42392	LIABILITY INSURANCE	7,500.00	7,500.00	0.00	0.00	7,500.00
024-000-42400	GAS, OIL, GREASE	90,000.00	90,000.00	8,249.82	41,673.23	48,326.77
024-000-42401	TIRES, TUBES	20,000.00	20,000.00	825.00	2,957.23	17,042.77
024-000-42420	BRIDGE REPAIR	5,000.00	5,000.00	0.00	0.00	5,000.00
024-000-42425	MACHINERY MAINTENANCE	77,000.00	77,050.75	1,406.96	35,684.14	41,366.61
024-000-42428	EQUIPMENT HAULING & TOWING	5,000.00	5,000.00	0.00	0.00	5,000.00
024-000-42429	TOOL & EQUIPMENT RENTAL	15,000.00	8,236.00	0.00	0.00	8,236.00
024-000-42500	TELEPHONE	6,000.00	6,000.00	0.00	0.00	6,000.00
024-000-42510	UTILITIES	7,000.00	7,000.00	556.95	4,567.97	2,432.03
024-000-42523	SIGNS FOR ROADS	3,000.00	3,000.00	0.00	1,202.24	1,797.76
024-000-42640	EMPLOYEE PHYSICALS	500.00	500.00	0.00	0.00	500.00
024-000-42659	TRAINING & EDUCATION	5,000.00	5,000.00	954.28	1,486.78	3,513.22
024-000-42900	BONDS	200.00	200.00	0.00	0.00	200.00
024-000-42998	MISCELLANEOUS SUPPLIES	7,500.00	7,500.00	661.66	3,155.00	4,345.00
024-000-43200	PURCHASE OF EQUIPMENT	50,000.00	50,000.00	0.00	0.00	50,000.00
024-000-44100	PRINCIPLE ON LEASE PAYMENT	43,102.00	43,102.00	0.00	54,569.31	-11,467.31
024-000-44200	INTEREST ON LEASE PAYMENTS	10,899.00	10,899.00	0.00	15,617.66	-4,718.66
024-000-49113	TRANSFERS TO R & B, PCT. 1	0.00	0.00	1,592.72	1,592.72	-1,592.72
024-000-49115	TRANSFER TO R & B, PCT. 3	17,850.00	17,850.00	1,609.54	9,657.24	8,192.76
	Expense Total:	1,216,336.00	1,216,386.75	90,645.82	570,154.67	646,232.08
	Fund: 024 - ROAD & BRIDGE IV Surplus (Deficit):	0.00	-50.75	-67,076.32	543,912.49	
Fund: 025 - TYLER CO AIRPORT						
Revenue						
025-32101	AIRPORT FEES/RENTAL	1,500.00	1,500.00	817.50	2,972.50	-1,472.50
025-35100	INTEREST ON INVESTMENTS	250.00	250.00	168.08	1,109.08	-859.08
025-35104	INTEREST TEXAS CLASS INVESTMENTS	0.00	0.00	97.60	380.61	-380.61
025-39000	TRANSFER FROM GENERAL FUND	91,106.00	91,106.00	0.00	91,106.00	0.00
	Revenue Total:	92,856.00	92,856.00	1,083.18	95,568.19	-2,712.19
Expense						
025-000-40000	SALARIES	27,000.00	27,000.00	1,800.00	8,820.00	18,180.00
025-000-40100	SOCIAL SECURITY	2,066.00	2,066.00	137.70	674.74	1,391.26
025-000-40110	RETIREMENT	2,034.00	2,034.00	135.54	664.14	1,369.86
025-000-40130	WORKERS' COMPENSATION	100.00	100.00	0.00	0.00	100.00
025-000-40140	UNEMPLOYMENT INSURANCE	100.00	100.00	3.60	17.64	82.36
025-000-42390	INSURANCE	3,056.00	3,056.00	0.00	0.00	3,056.00
025-000-42400	GAS, OIL, GREASE	5,000.00	5,000.00	156.04	1,035.66	3,964.34
025-000-42410	REPAIRS & MAINTENANCE	40,000.00	40,000.00	6,667.31	17,420.96	22,579.04
025-000-42510	UTILITIES	13,500.00	13,500.00	253.54	1,559.82	11,940.18
	Expense Total:	92,856.00	92,856.00	9,153.73	30,192.96	62,663.04
	Fund: 025 - TYLER CO AIRPORT Surplus (Deficit):	0.00	0.00	-8,070.55	65,375.23	
Fund: 026 - TYLER CO. RODEO ARENA/FAIRGRND						
Revenue						
026-30000	BEGINNING BALANCE	18,476.00	18,476.00	0.00	0.00	18,476.00
026-31145	RODEO ARENA FEES	2,300.00	2,300.00	0.00	0.00	2,300.00
026-35100	INTEREST ON INVESTMENTS	30.00	30.00	47.54	384.97	-354.97
026-35104	INTEREST TEXAS CLASS INVESTMENTS	0.00	0.00	68.84	413.81	-413.81

Income Statement

For Fiscal: 2024 Budget Period Ending: 06/30/2024

		Original Total Budget	Current Total Budget	MTD Activity	YTD Activity	Budget Remaining
026-39000	TRANSFER FROM GENERAL FUND	27,700.00	27,700.00	0.00	25,200.00	2,500.00
	Revenue Total:	48,506.00	48,506.00	116.38	25,998.78	22,507.22
	Expense					
026-000-40000	SALARIES	16,000.00	16,000.00	0.00	0.00	16,000.00
026-000-40100	SOCIAL SECURITY	1,224.00	1,224.00	0.00	0.00	1,224.00
026-000-40110	RETIREMENT	1,152.00	1,152.00	0.00	0.00	1,152.00
026-000-40140	UNEMPLOYMENT INSURANCE	100.00	100.00	0.00	0.00	100.00
026-000-42400	GAS, OIL, GREASE	7,500.00	7,500.00	0.00	19.24	7,480.76
026-000-42410	REPAIRS & MAINTENANCE	17,330.00	22,855.00	0.00	12,295.26	10,559.74
026-000-42510	UTILITIES	5,200.00	5,200.00	235.68	1,434.39	3,765.61
	Expense Total:	48,506.00	54,031.00	235.68	13,748.89	40,282.11
	Fund: 026 - TYLER CO. RODEO ARENA/FAIRGRND Surplus (Deficit):	0.00	-5,525.00	-119.30	12,249.89	
	Fund: 028 - ECONOMIC DEVELOPMENT					
	Revenue					
028-35100	INTEREST ON INVESTMENTS	100.00	100.00	70.90	265.04	-165.04
028-35104	INTEREST TEXAS CLASS INVESTMENTS	0.00	0.00	287.14	1,733.37	-1,733.37
028-39000	TRANSFER FROM GENERAL FUND	10,500.00	10,500.00	0.00	10,500.00	0.00
	Revenue Total:	10,600.00	10,600.00	358.04	12,498.41	-1,898.41
	Expense					
028-000-42188	ECONOMIC DEVELOPMENT PROJECTS	5,000.00	5,000.00	200.00	200.00	4,800.00
028-000-42214	TEXAS FOREST PARTNERSHIP	1,500.00	1,500.00	0.00	750.00	750.00
028-000-42499	MISCELLANEOUS EXPENSE	4,100.00	4,100.00	0.00	0.00	4,100.00
	Expense Total:	10,600.00	10,600.00	200.00	950.00	9,650.00
	Fund: 028 - ECONOMIC DEVELOPMENT Surplus (Deficit):	0.00	0.00	158.04	11,548.41	
	Fund: 029 - BENEVOLENCE FUND					
	Revenue					
029-35100	INTEREST ON INVESTMENTS	0.00	0.00	6.53	13.76	-13.76
029-35104	INTEREST TEXAS CLASS INVESTMENTS	0.00	0.00	18.52	111.12	-111.12
029-39000	TRANSFER FROM GENERAL	1,000.00	1,000.00	0.00	1,000.00	0.00
	Revenue Total:	1,000.00	1,000.00	25.05	1,124.88	-124.88
	Expense					
029-000-42499	MISCELLANEOUS EXPENSE	500.00	500.00	0.00	0.00	500.00
029-000-42684	FLORALS	500.00	500.00	0.00	100.00	400.00
	Expense Total:	1,000.00	1,000.00	0.00	100.00	900.00
	Fund: 029 - BENEVOLENCE FUND Surplus (Deficit):	0.00	0.00	25.05	1,024.88	
	Fund: 030 - DIST CL'K STATE APPROP					
	Revenue					
030-30000	BEGINNING BALANCE	48,492.00	48,492.00	0.00	0.00	48,492.00
030-35100	INTEREST ON INVESTMENTS	100.00	100.00	0.00	0.00	100.00
030-35104	INTEREST TEXAS CLASS INVESTMENTS	0.00	0.00	227.57	1,370.54	-1,370.54
	Revenue Total:	48,592.00	48,592.00	227.57	1,370.54	47,221.46
	Expense					
030-000-43200	PURCHASE OF EQUIPMENT	2,592.00	2,592.00	0.00	0.00	2,592.00
030-000-48000	MISCELLANEOUS EXPENSE	46,000.00	46,000.00	0.00	0.00	46,000.00
	Expense Total:	48,592.00	48,592.00	0.00	0.00	48,592.00
	Fund: 030 - DIST CL'K STATE APPROP Surplus (Deficit):	0.00	0.00	227.57	1,370.54	
	Fund: 031 - COUNTY CLERK RMP					
	Revenue					
031-30000	BEGINNING BALANCE	361,817.00	361,817.00	0.00	0.00	361,817.00
031-31143	RECORD ARCHIVE FEES	0.00	0.00	7,319.00	17,655.00	-17,655.00
031-32524	COUNTY CLERK FEES (RMP)	50,000.00	50,000.00	7,266.00	17,886.00	32,114.00
031-32539	CLERK RECORDS ARCHIVE FEES (ARCHV)	50,000.00	50,000.00	0.00	10.00	49,990.00
031-35100	INTEREST ON INVESTMENTS	600.00	600.00	263.34	1,208.56	-608.56
031-35104	INTEREST TEXAS CLASS INVESTMENTS	0.00	0.00	459.12	2,758.62	-2,758.62

Income Statement

For Fiscal: 2024 Budget Period Ending: 06/30/2024

		Original Total Budget	Current Total Budget	MTD Activity	YTD Activity	Budget Remaining
031-35105	INTEREST FNB WICHITA FALLS INVESTMENTS	0.00	0.00	2,809.74	16,528.89	-16,528.89
	Revenue Total:	462,417.00	462,417.00	18,117.20	56,047.07	406,369.93
	Expense					
031-000-40000	SALARIES	47,468.00	47,468.00	0.00	0.00	47,468.00
031-000-40100	SOCIAL SECURITY	3,646.00	3,646.00	0.00	0.00	3,646.00
031-000-40110	RETIREMENT	3,588.00	3,588.00	0.00	0.00	3,588.00
031-000-40120	HOSPITALIZATION	8,600.00	8,600.00	0.00	0.00	8,600.00
031-000-40130	WORKERS' COMPENSATION	100.00	100.00	0.00	0.00	100.00
031-000-40140	UNEMPLOYMENT INSURANCE	100.00	100.00	0.00	0.00	100.00
031-000-42191	MISC. EXPENSE-RMP	105,000.00	105,000.00	0.00	0.00	105,000.00
031-000-42694	PRESERVATION-ARCHIVE	177,478.00	177,478.00	0.00	134,608.17	42,869.83
031-000-42695	PRESERVATION-RMP	56,437.00	56,437.00	0.00	0.00	56,437.00
031-000-42903	MISC. EXPENSE-ARCHIVE	5,000.00	5,000.00	0.00	0.00	5,000.00
031-000-43200	PURCHASE OF EQUIPMENT	55,000.00	55,000.00	0.00	0.00	55,000.00
	Expense Total:	462,417.00	462,417.00	0.00	134,608.17	327,808.83
	Fund: 031 - COUNTY CLERK RMP Surplus (Deficit):	0.00	0.00	18,117.20	-78,561.10	
	Fund: 032 - C D A FORFEITURE					
	Revenue					
032-30000	BEGINNING BALANCE	15,000.00	15,000.00	0.00	0.00	15,000.00
032-32529	DIST. ATTY FORFEITURES AWARDED	20.00	20.00	0.00	181.00	-161.00
032-35100	INTEREST ON INVESTMENTS	0.00	0.00	1.67	9.58	-9.58
032-35104	INTEREST TEXAS CLASS INVESTMENTS	0.00	0.00	41.31	248.27	-248.27
	Revenue Total:	15,020.00	15,020.00	42.98	438.85	14,581.15
	Expense					
032-000-42101	SUPPLIES	1,520.00	1,520.00	0.00	0.00	1,520.00
032-000-42661	TRAINING & EDUCATION	1,000.00	1,000.00	0.00	0.00	1,000.00
032-000-42679	FACILITY COSTS	500.00	500.00	0.00	0.00	500.00
032-000-48000	MISCELLANEOUS EXPENSE	10,000.00	10,000.00	0.00	0.00	10,000.00
032-000-48006	EQUIPMENT	2,000.00	2,000.00	0.00	0.00	2,000.00
	Expense Total:	15,020.00	15,020.00	0.00	0.00	15,020.00
	Fund: 032 - C D A FORFEITURE Surplus (Deficit):	0.00	0.00	42.98	438.85	
	Fund: 033 - SHERIFF FORFEITURE					
	Revenue					
033-30000	BEGINNING BALANCE	5,900.00	5,900.00	0.00	0.00	5,900.00
033-31151	SHERIFF FORFEITURES AWARDED	0.00	0.00	-4,484.00	349.92	-349.92
033-35100	INTEREST ON INVESTMENTS	0.00	0.00	125.38	818.13	-818.13
033-35104	INTEREST TEXAS CLASS INVESTMENTS	0.00	0.00	45.92	275.85	-275.85
	Revenue Total:	5,900.00	5,900.00	-4,312.70	1,443.90	4,456.10
	Expense					
033-000-48000	UNIFORMS/MISC. EXPENSE	250.00	250.00	0.00	0.00	250.00
033-000-48003	BUY MONEY	1,000.00	1,000.00	0.00	0.00	1,000.00
033-000-48005	WEAPONS & AMMO	4,000.00	4,000.00	0.00	0.00	4,000.00
033-000-48006	EQUIPMENT	650.00	650.00	0.00	0.00	650.00
	Expense Total:	5,900.00	5,900.00	0.00	0.00	5,900.00
	Fund: 033 - SHERIFF FORFEITURE Surplus (Deficit):	0.00	0.00	-4,312.70	1,443.90	
	Fund: 034 - DISTRICT CLERK RMP					
	Revenue					
034-30000	BEGINNING BALANCE	2,030.00	2,030.00	0.00	0.00	2,030.00
034-32519	DISTRICT CLERK FEES	0.00	0.00	7.50	7.50	-7.50
034-32526	DIST CLK CRIMINAL ARCHIVE FEE	1,650.00	1,650.00	0.00	0.00	1,650.00
034-32530	DISTRICT CLERK ARCHIVE FEE	1,320.00	1,320.00	5.00	10.00	1,310.00
034-35100	INTEREST ON INVESTMENTS	0.00	0.00	180.28	379.92	-379.92
034-35104	INTEREST TEXAS CLASS INVESTMENTS	0.00	0.00	436.48	1,592.77	-1,592.77
	Revenue Total:	5,000.00	5,000.00	629.26	1,990.19	3,009.81
	Expense					
034-000-48000	MISCELLANEOUS EXPENSE	1,250.00	1,250.00	0.00	0.00	1,250.00

Income Statement

For Fiscal: 2024 Budget Period Ending: 06/30/2024

		Original Total Budget	Current Total Budget	MTD Activity	YTD Activity	Budget Remaining
034-000-48001	MISCELLANEOUS EXPENSE-ARCHIVE	1,250.00	1,250.00	0.00	0.00	1,250.00
034-000-48009	RECORD PRESERVATION-ARCHIVE	1,250.00	1,250.00	0.00	0.00	1,250.00
034-000-48010	RECORDS PRESERVATION	1,250.00	1,250.00	0.00	231,278.61	-230,028.61
	Expense Total:	5,000.00	5,000.00	0.00	231,278.61	-226,278.61
	Fund: 034 - DISTRICT CLERK RMP Surplus (Deficit):	0.00	0.00	629.26	-229,288.42	
Fund: 035 - AMERICAN RESCUE PLAN ACT FUNDING						
Revenue						
035-31301	ARPA FUNDING	2,104,766.00	2,104,766.00	500,000.00	500,000.00	1,604,766.00
035-35100	INTEREST ON INVESTMENTS	0.00	0.00	1,700.60	4,675.34	-4,675.34
035-35104	INTEREST TEXAS CLASS INVESTMENTS	0.00	0.00	9,318.97	62,046.92	-62,046.92
	Revenue Total:	2,104,766.00	2,104,766.00	511,019.57	566,722.26	1,538,043.74
Expense						
035-000-42138	CONTRACT MEDICAL EXPENSE/HOSPITAL	106,641.06	106,641.06	0.00	0.00	106,641.06
035-000-42170	BROADBAND PROJECTS	1,476,991.94	1,476,991.94	0.00	0.00	1,476,991.94
035-000-42173	WATER/SEWER PROJECTS	500,000.00	500,000.00	0.00	0.00	500,000.00
035-000-42621	ENGINEERING SERVICES	0.00	0.00	0.00	131,775.00	-131,775.00
035-000-42998	COVID-19 MISC. EXPENSE	21,133.00	21,133.00	0.00	0.00	21,133.00
	Expense Total:	2,104,766.00	2,104,766.00	0.00	131,775.00	1,972,991.00
	Fund: 035 - AMERICAN RESCUE PLAN ACT FUNDING Surplus (Deficit):	0.00	0.00	511,019.57	434,947.26	
Fund: 036 - LIBRARY FUND						
Revenue						
036-32517	COUNTY CLERK FINES	2,500.00	2,500.00	1,085.00	2,555.00	-55.00
036-32522	DISTRICT CLERK FINES	5,000.00	5,000.00	0.00	2,975.00	2,025.00
036-35100	INTEREST ON INVESTMENTS	100.00	100.00	78.70	446.48	-346.48
036-35104	INTEREST TEXAS CLASS INVESTMENTS	0.00	0.00	404.59	2,442.36	-2,442.36
036-38111	Misc. Refunds	0.00	0.00	0.00	132.00	-132.00
036-39000	TRANSFER FROM GENERAL	25,000.00	25,000.00	0.00	25,000.00	0.00
	Revenue Total:	32,600.00	32,600.00	1,568.29	33,550.84	-950.84
Expense						
036-000-48007	LIBRARY BOOKS & SUPPLIES	32,600.00	32,600.00	1,877.00	11,799.00	20,801.00
	Expense Total:	32,600.00	32,600.00	1,877.00	11,799.00	20,801.00
	Fund: 036 - LIBRARY FUND Surplus (Deficit):	0.00	0.00	-308.71	21,751.84	
Fund: 039 - TXCDBG SMALL BUSINESS LOAN PRJ						
Revenue						
039-39300	LOAN PROCEEDS	0.00	0.00	1,115.00	3,451.50	-3,451.50
	Revenue Total:	0.00	0.00	1,115.00	3,451.50	-3,451.50
Expense						
039-000-44300	LOAN REPAYMENT	0.00	0.00	1,115.00	3,451.50	-3,451.50
	Expense Total:	0.00	0.00	1,115.00	3,451.50	-3,451.50
	Fund: 039 - TXCDBG SMALL BUSINESS LOAN PRJ Surplus (Deficit):	0.00	0.00	0.00	0.00	
Fund: 041 - PEACE OFFICER SERVICE FEES						
Revenue						
041-31142	PEACE OFFICER FEES	0.00	0.00	0.00	9,335.97	-9,335.97
041-35100	INTEREST ON INVESTMENTS	0.00	0.00	84.76	490.66	-490.66
041-35104	INTEREST TEXAS CLASS INVESTMENTS	0.00	0.00	459.12	3,110.29	-3,110.29
	Revenue Total:	0.00	0.00	543.88	12,936.92	-12,936.92
Expense						
041-000-42659	TRAVEL & EDUCATION	0.00	0.00	799.25	1,159.25	-1,159.25
	Expense Total:	0.00	0.00	799.25	1,159.25	-1,159.25
	Fund: 041 - PEACE OFFICER SERVICE FEES Surplus (Deficit):	0.00	0.00	-255.37	11,777.67	

Income Statement

For Fiscal: 2024 Budget Period Ending: 06/30/2024

		Original Total Budget	Current Total Budget	MTD Activity	YTD Activity	Budget Remaining
Fund: 042 - HAVA GRANT/CARES ACT						
Revenue						
042-35100	INTEREST ON INVESTMENTS	0.00	0.00	101.76	214.48	-214.48
	Revenue Total:	0.00	0.00	101.76	214.48	-214.48
	Fund: 042 - HAVA GRANT/CARES ACT Total:	0.00	0.00	101.76	214.48	
Fund: 043 - JAIL INTEREST & SINKING						
Revenue						
043-30000	BEGINNING BALANCE	100,000.00	100,000.00	0.00	0.00	100,000.00
043-31020	DELINQUENT AD VALOREM	1,000.00	1,000.00	0.00	7.92	992.08
043-35100	INTEREST ON INVESTMENTS	1,500.00	1,500.00	1,863.68	11,433.63	-9,933.63
	Revenue Total:	102,500.00	102,500.00	1,863.68	11,441.55	91,058.45
Expense						
043-000-42410	REPAIRS & MAINTENANCE	100,000.00	100,000.00	2,993.02	21,077.21	78,922.79
043-000-43151	BUILDING PROJECTS	2,500.00	2,500.00	0.00	0.00	2,500.00
	Expense Total:	102,500.00	102,500.00	2,993.02	21,077.21	81,422.79
	Fund: 043 - JAIL INTEREST & SINKING Surplus (Deficit):	0.00	0.00	-1,129.34	-9,635.66	
Fund: 044 - COURTHOUSE SECURITY						
Revenue						
044-32112	COURTHOUSE SECURITY FEES	39,251.00	39,251.00	1,038.00	3,342.25	35,908.75
044-35100	INTEREST ON INVESTMENTS	240.00	240.00	43.66	129.00	111.00
044-35104	INTEREST TEXAS CLASS INVESTMENTS	0.00	0.00	344.32	1,717.27	-1,717.27
044-39000	TRANSFER FROM GENERAL FUND	113,106.00	113,106.00	0.00	113,106.00	0.00
	Revenue Total:	152,597.00	152,597.00	1,425.98	118,294.52	34,302.48
Expense						
044-000-40000	COURTHOUSE SECURITY OFFICER	106,554.00	106,554.00	9,171.28	67,732.88	38,821.12
044-000-40100	SOCIAL SECURITY	8,152.00	8,152.00	692.16	5,124.97	3,027.03
044-000-40110	RETIREMENT	8,024.00	8,024.00	675.30	5,003.61	3,020.39
044-000-40120	HOSPITALIZATION	9,697.00	9,697.00	0.00	0.00	9,697.00
044-000-40140	UNEMPLOYMENT INSURANCE	170.00	170.00	13.61	105.35	64.65
044-000-42499	MISCELLANEOUS EXPENSE	2,000.00	2,000.00	0.00	496.67	1,503.33
044-000-43200	PURCHASE OF EQUIPMENT	18,000.00	18,000.00	0.00	0.00	18,000.00
	Expense Total:	152,597.00	152,597.00	10,552.35	78,463.48	74,133.52
	Fund: 044 - COURTHOUSE SECURITY Surplus (Deficit):	0.00	0.00	-9,126.37	39,831.04	
Fund: 045 - COUNTY-RMP						
Revenue						
045-30000	BEGINNING BALANCE	54,999.00	54,999.00	0.00	0.00	54,999.00
045-32527	DIST. & CO. CLERK FEES	4,000.00	4,000.00	27.50	3,307.50	692.50
045-35100	INTEREST ON INVESTMENTS	350.00	350.00	87.30	504.52	-154.52
045-35104	INTEREST TEXAS CLASS INVESTMENTS	0.00	0.00	390.23	2,344.77	-2,344.77
	Revenue Total:	59,349.00	59,349.00	505.03	6,156.79	53,192.21
Expense						
045-000-40000	SALARIES	7,500.00	7,500.00	0.00	0.00	7,500.00
045-000-40100	SOCIAL SECURITY	574.00	574.00	0.00	0.00	574.00
045-000-40130	WORKERS' COMPENSATION	20.00	20.00	0.00	0.00	20.00
045-000-40140	UNEMPLOYMENT INSURANCE	20.00	20.00	0.00	0.00	20.00
045-000-43200	PURCHASE OF EQUIPMENT	14,500.00	14,500.00	0.00	1,365.58	13,134.42
045-000-48000	MISCELLANEOUS EXPENSE	36,735.00	36,735.00	0.00	0.00	36,735.00
	Expense Total:	59,349.00	59,349.00	0.00	1,365.58	57,983.42
	Fund: 045 - COUNTY-RMP Surplus (Deficit):	0.00	0.00	505.03	4,791.21	
Fund: 046 - RESTITUTION (DISTRICT CLERK)						
Revenue						
046-32507	RESITUTION COLLECTED (DISTRICT CLERK)	0.00	0.00	0.00	785.00	-785.00
	Revenue Total:	0.00	0.00	0.00	785.00	-785.00

Income Statement

For Fiscal: 2024 Budget Period Ending: 06/30/2024

		Original Total Budget	Current Total Budget	MTD Activity	YTD Activity	Budget Remaining
Expense						
046-000-49000	PAYMENTS TO VICTIMS	0.00	0.00	735.00	735.00	-735.00
	Expense Total:	0.00	0.00	735.00	735.00	-735.00
	Fund: 046 - RESTITUTION (DISTRICT CLERK) Surplus (Deficit):	0.00	0.00	-735.00	50.00	
Fund: 047 - COUNTY-WIDE RIGHT-OF-WAY FUNDB						
Revenue						
047-30404	PARTIAL CARRYOVER	500,000.00	500,000.00	0.00	0.00	500,000.00
047-35100	INTEREST ON INVESTMENTS	1,000.00	1,000.00	14.00	14.00	986.00
047-35104	INTEREST TEXAS CLASS INVESTMENTS	0.00	0.00	6.00	43.67	-43.67
047-35105	INTEREST FNB WICHITA FALLS INVESTMENTS	0.00	0.00	3,065.61	18,189.96	-18,189.96
	Revenue Total:	501,000.00	501,000.00	3,085.61	18,247.63	482,752.37
Expense						
047-000-43110	RIGHT-OF-WAY PURCHASES	1,000.00	1,000.00	0.00	0.00	1,000.00
047-000-48008	PROFESSIONAL SERVICES	500,000.00	500,000.00	0.00	4,015.00	495,985.00
	Expense Total:	501,000.00	501,000.00	0.00	4,015.00	496,985.00
	Fund: 047 - COUNTY-WIDE RIGHT-OF-WAY FUNDB Surplus (Deficit):	0.00	0.00	3,085.61	14,232.63	
Fund: 048 - EMERGENCY DISASTER RELIEF						
Revenue						
048-30000	BEGINNING BALANCE	800,000.00	800,000.00	0.00	0.00	800,000.00
048-35100	INTEREST ON INVESTMENTS	5,000.00	5,000.00	0.00	0.00	5,000.00
048-35104	INTEREST TEXAS CLASS INVESTMENTS	0.00	0.00	277.75	2,422.80	-2,422.80
048-35105	INTEREST FNB WICHITA FALLS INVESTMENTS	0.00	0.00	17,517.78	103,942.63	-103,942.63
	Revenue Total:	805,000.00	805,000.00	17,795.53	106,365.43	698,634.57
Expense						
048-000-42165	EMERGENCY PROTECTIVE MEASURES	38,709.00	38,709.00	0.00	0.00	38,709.00
048-000-42166	ROAD & DITCH RESTORATION	47,723.00	47,723.00	0.00	0.00	47,723.00
048-000-42167	EMERGENCY WORK/DEBRIS CLEARANC	44,723.00	44,723.00	0.00	0.00	44,723.00
048-000-42179	COUNTY WIDE DEBRIS REMOVAL	44,723.00	44,723.00	0.00	0.00	44,723.00
048-000-42184	COVID-19 LOCAL EXPENSE	47,723.00	47,723.00	0.00	0.00	47,723.00
048-000-42205	SHELTERING OF EVACUEES	44,723.00	44,723.00	415.17	679.07	44,043.93
048-000-42213	TEMPORARY DEBRIS STORAGE/REDUC	44,723.00	44,723.00	0.00	0.00	44,723.00
048-000-42219	COVID-19 MUTUAL AID EXPENSE	44,723.00	44,723.00	0.00	0.00	44,723.00
048-000-42400	GAS, OIL, GREASE	44,723.00	44,723.00	0.00	0.00	44,723.00
048-000-42410	REPAIRS & MAINTENANCE	44,723.00	44,723.00	0.00	0.00	44,723.00
048-000-42421	DAMAGES & REPAIRS	44,723.00	44,723.00	0.00	0.00	44,723.00
048-000-42513	UTILITIES-EOC	44,723.00	44,723.00	0.00	0.00	44,723.00
048-000-42600	PROFESSIONAL SERVICES	44,723.00	44,723.00	29.99	29.99	44,693.01
048-000-42646	CONTRACT LABOR	44,723.00	44,723.00	0.00	0.00	44,723.00
048-000-42665	TRAVEL/MILEAGE	44,723.00	44,723.00	0.00	0.00	44,723.00
048-000-42681	FIELD HOSPITAL SERVICES	44,723.00	44,723.00	0.00	0.00	44,723.00
048-000-42998	MISCELLANEOUS SUPPLIES	44,723.00	44,723.00	1,818.68	1,818.68	42,904.32
048-000-43200	PURCHASE OF EQUIPMENT	44,723.00	44,723.00	0.00	0.00	44,723.00
	Expense Total:	805,000.00	805,000.00	2,263.84	2,527.74	802,472.26
	Fund: 048 - EMERGENCY DISASTER RELIEF Surplus (Deficit):	0.00	0.00	15,531.69	103,837.69	
Fund: 049 - C D A TRUST						
Revenue						
049-31144	RESTITUTION COLLECTED	10,000.00	10,000.00	0.00	0.00	10,000.00
049-35100	INTEREST ON INVESTMENTS	0.00	0.00	55.80	117.61	-117.61
	Revenue Total:	10,000.00	10,000.00	55.80	117.61	9,882.39
Expense						
049-000-42908	RESTITUTION MISC. EXPENSE	10,000.00	10,000.00	0.00	0.00	10,000.00
	Expense Total:	10,000.00	10,000.00	0.00	0.00	10,000.00
	Fund: 049 - C D A TRUST Surplus (Deficit):	0.00	0.00	55.80	117.61	
Fund: 050 - C D A FEES						
Revenue						
050-35100	INTEREST ON INVESTMENTS	0.00	0.00	1,700.60	1,700.60	-1,700.60

Income Statement

For Fiscal: 2024 Budget Period Ending: 06/30/2024

		Original Total Budget	Current Total Budget	MTD Activity	YTD Activity	Budget Remaining
050-35104	INTEREST TEXAS CLASS INVESTMENTS	0.00	0.00	1.47	11.28	-11.28
	Revenue Total:	0.00	0.00	1,702.07	1,711.88	-1,711.88
Expense						
050-000-48000	MISCELLANEOUS EXPENSE	0.00	0.00	0.00	80.00	-80.00
	Expense Total:	0.00	0.00	0.00	80.00	-80.00
	Fund: 050 - C D A FEES Surplus (Deficit):	0.00	0.00	1,702.07	1,631.88	
Fund: 051 - CDA STATE APPROPRIATIONS FUND						
Revenue						
051-31200	STATE APPROPRIATIONS	0.00	0.00	0.00	9,166.66	-9,166.66
051-35100	INTEREST ON INVESTMENTS	0.00	0.00	124.85	631.44	-631.44
051-35104	INTEREST TEXAS CLASS INVESTMENTS	0.00	0.00	367.27	2,206.86	-2,206.86
	Revenue Total:	0.00	0.00	492.12	12,004.96	-12,004.96
	Fund: 051 - CDA STATE APPROPRIATIONS FUND Total:	0.00	0.00	492.12	12,004.96	
Fund: 071 - STATE-JUVENILE CRIME & DELINQ						
Revenue						
071-32500	JUSTICE OF PEACE FEES	0.00	0.00	0.00	-330.00	330.00
071-32514	COUNTY & DISTRICT CLERK FEES	0.00	0.00	0.00	-0.01	0.01
	Revenue Total:	0.00	0.00	0.00	-330.01	330.01
	Fund: 071 - STATE-JUVENILE CRIME & DELINQ Total:	0.00	0.00	0.00	-330.01	
Fund: 072 - TYLER COUNTY SEACH & RESCUE						
Revenue						
072-35100	INTEREST ON INVESTMENTS	0.00	0.00	0.73	4.44	-4.44
	Revenue Total:	0.00	0.00	0.73	4.44	-4.44
	Fund: 072 - TYLER COUNTY SEACH & RESCUE Total:	0.00	0.00	0.73	4.44	
Fund: 073 - JUSTICE COURT TECHNOLOGY FUND						
Revenue						
073-32500	JUSTICE OF PEACE FEES	0.00	0.00	8.00	102.25	-102.25
073-35100	INTEREST ON INVESTMENTS	0.00	0.00	31.07	188.47	-188.47
073-35104	INTEREST TEXAS CLASS INVESTMENTS	0.00	0.00	183.66	1,103.46	-1,103.46
	Revenue Total:	0.00	0.00	222.73	1,394.18	-1,394.18
	Fund: 073 - JUSTICE COURT TECHNOLOGY FUND Total:	0.00	0.00	222.73	1,394.18	
Fund: 074 - HOMELAND SECURITY						
Revenue						
074-35104	INTEREST TEXAS CLASS INVESTMENTS	0.00	0.00	45.78	275.42	-275.42
	Revenue Total:	0.00	0.00	45.78	275.42	-275.42
	Fund: 074 - HOMELAND SECURITY Total:	0.00	0.00	45.78	275.42	
Fund: 076 - EMERGENCY OPERATIONS CENTER						
Revenue						
076-30000	BEGINNING BALANCE	5,718.92	5,718.92	0.00	0.00	5,718.92
076-32116	UTILITY CONSTRUCTION PERMIT FEE	0.00	0.00	375.00	1,675.00	-1,675.00
076-35100	INTEREST ON INVESTMENTS	200.00	200.00	271.22	2,100.98	-1,900.98
076-35104	INTEREST TEXAS CLASS INVESTMENTS	0.00	0.00	1,290.35	6,981.35	-6,981.35
076-39000	TRANSFER FROM GENERAL FUND	150,808.00	150,808.00	0.00	150,808.00	0.00
076-39200	SALE OF EQUIPMENT	0.00	0.00	7,500.00	7,500.00	-7,500.00
	Revenue Total:	156,726.92	156,726.92	9,436.57	169,065.33	-12,338.41
Expense						
076-000-40000	SALARIES	81,853.00	81,853.00	6,161.40	42,730.21	39,122.79
076-000-40100	SOCIAL SECURITY	6,261.75	6,261.75	471.02	3,267.24	2,994.51
076-000-40110	RETIREMENT	6,163.53	6,163.53	172.89	1,321.71	4,841.82
076-000-40120	HOSPITALIZATION	10,736.64	10,736.64	476.59	2,325.03	8,411.61
076-000-40130	WORKERS' COMPENSATION	206.00	206.00	0.00	0.00	206.00
076-000-40140	UNEMPLOYMENT INSURANCE	385.00	385.00	12.33	85.50	299.50
076-000-42100	OFFICE SUPPLIES	2,200.00	2,200.00	276.95	1,017.40	1,182.60
076-000-42102	EMERGENCY SUPPLIES/SIGNANGE	1,300.00	1,300.00	395.70	2,969.77	-1,669.77
076-000-42150	UNIFORMS	1,721.00	1,721.00	33.62	1,295.87	425.13

Income Statement

For Fiscal: 2024 Budget Period Ending: 06/30/2024

		Original Total Budget	Current Total Budget	MTD Activity	YTD Activity	Budget Remaining
076-000-42211	STANDBY FUEL	10,000.00	10,000.00	0.00	0.00	10,000.00
076-000-42351	SERVICE OF GENERATORS	3,900.00	3,900.00	224.00	6,228.25	-2,328.25
076-000-42416	VEHICLE OPERATIONS/MAINTENANCE	10,000.00	10,000.00	894.16	2,658.83	7,341.17
076-000-42500	TELEPHONE	4,000.00	4,000.00	0.00	0.00	4,000.00
076-000-42663	TRAINING & EDUCATION	4,000.00	4,000.00	2,885.14	7,130.24	-3,130.24
076-000-43200	PURCHASE OF EQUIPMENT	10,000.00	10,000.00	0.00	583.97	9,416.03
076-000-43901	STANDBY MAINTENANCE	4,000.00	4,000.00	0.00	0.00	4,000.00
076-000-49150	TRANSFER TO SENIOR MEAL PROGRAM	0.00	0.00	150.00	150.00	-150.00
	Expense Total:	156,726.92	156,726.92	12,153.80	71,764.02	84,962.90
	Fund: 076 - EMERGENCY OPERATIONS CENTER Surplus (Deficit):	0.00	0.00	-2,717.23	97,301.31	
	Fund: 086 - STATE - JURY REIMBURSEMENT FEE					
	Revenue					
086-35100	INTEREST ON INVESTMENTS	0.00	0.00	0.00	-3.84	3.84
	Revenue Total:	0.00	0.00	0.00	-3.84	3.84
	Fund: 086 - STATE - JURY REIMBURSEMENT FEE Total:	0.00	0.00	0.00	-3.84	
	Fund: 088 - TJPC-TITLE IVE FUND					
	Revenue					
088-35100	INTEREST ON INVESTMENTS	0.00	0.00	22.32	135.86	-135.86
088-35104	INTEREST TEXAS CLASS INVESTMENTS	0.00	0.00	137.74	827.58	-827.58
	Revenue Total:	0.00	0.00	160.06	963.44	-963.44
	Fund: 088 - TJPC-TITLE IVE FUND Total:	0.00	0.00	160.06	963.44	
	Fund: 089 - TYLER COUNTY NUTRITION CENTER					
	Revenue					
089-31140	LEASE INCOME	3,000.00	3,000.00	125.00	750.00	2,250.00
089-32128	HALL RENTAL	1,500.00	1,500.00	0.00	2,722.50	-1,222.50
089-35100	INTEREST ON INVESTMENTS	200.00	200.00	519.72	2,623.75	-2,423.75
089-35104	INTEREST TEXAS CLASS INVESTMENTS	0.00	0.00	45.92	275.85	-275.85
089-36122	TEMPLE FOUNDATION GRANT	0.00	0.00	0.00	20,000.00	-20,000.00
089-37106	DETCOG REIMBURSEMENT FOR SENIOR CIT...	82,000.00	82,000.00	33,270.37	59,554.91	22,445.09
089-38104	DONATIONS	0.00	0.00	400.00	1,800.00	-1,800.00
089-38113	Misc. Income	42,000.00	42,000.00	1,707.50	10,732.95	31,267.05
089-39000	TRANSFER FROM GENERAL FUND	85,085.00	85,085.00	0.00	81,493.00	3,592.00
089-39030	TRANSFER FROM EMERGENCY MANAGEM...	0.00	0.00	150.00	150.00	-150.00
	Revenue Total:	213,785.00	213,785.00	36,218.51	180,102.96	33,682.04
	Expense					
089-000-40050	SALARIES	74,000.00	74,000.00	7,593.21	43,261.59	30,738.41
089-000-40100	SOCIAL SECURITY	5,661.00	5,661.00	426.01	2,380.60	3,280.40
089-000-40110	RETIREMENT	5,573.00	5,573.00	427.72	2,395.40	3,177.60
089-000-40120	HOSPITALIZATION	21,325.00	21,325.00	35.98	179.98	21,145.02
089-000-40130	WORKERS' COMPENSATION	50.00	50.00	44.33	88.67	-38.67
089-000-40140	UNEMPLOYMENT INSURANCE	50.00	50.00	0.00	0.00	50.00
089-000-42100	OFFICE SUPPLIES	500.00	500.00	0.00	176.54	323.46
089-000-42150	UNIFORMS	400.00	400.00	66.13	191.13	208.87
089-000-42157	SENIOR MEAL EXPENSES	50,000.00	50,150.00	3,685.62	22,148.89	28,001.11
089-000-42189	TRAINING & EDUCATION	500.00	500.00	0.00	20.00	480.00
089-000-42204	SENIOR ACTIVITIES	1,500.00	1,500.00	0.00	852.27	647.73
089-000-42394	BUILDING INSURANCE	500.00	500.00	0.00	0.00	500.00
089-000-42410	REPAIRS & MAINTENANCE	14,000.00	14,000.00	2,960.81	8,612.86	5,387.14
089-000-42510	UTILITIES	29,726.00	29,726.00	2,492.50	13,679.13	16,046.87
089-000-42522	MISC. KITCHEN SUPPLIES	0.00	0.00	936.78	1,408.85	-1,408.85
089-000-43200	PURCHASE OF EQUIPMENT	10,000.00	10,000.00	0.00	0.00	10,000.00
	Expense Total:	213,785.00	213,935.00	18,669.09	95,395.91	118,539.09
	Fund: 089 - TYLER COUNTY NUTRITION CENTER Surplus (Deficit):	0.00	-150.00	17,549.42	84,707.05	
	Fund: 096 - CHILD WELFARE BOARD FUND					
	Revenue					
096-35100	INTEREST ON INVESTMENTS	0.00	0.00	6.74	40.70	-40.70

Income Statement

For Fiscal: 2024 Budget Period Ending: 06/30/2024

		Original Total Budget	Current Total Budget	MTD Activity	YTD Activity	Budget Remaining
096-35104	INTEREST TEXAS CLASS INVESTMENTS	0.00	0.00	38.09	229.88	-229.88
096-38105	JUROR DONATIONS	0.00	0.00	0.00	110.00	-110.00
	Revenue Total:	0.00	0.00	44.83	380.58	-380.58
	Fund: 096 - CHILD WELFARE BOARD FUND Total:	0.00	0.00	44.83	380.58	
Fund: 097 - CHILD SAFETY FUND						
Revenue						
097-32105	CHILD SAFETY FUND FEES	49,943.00	49,943.00	1,185.00	9,134.00	40,809.00
097-35100	INTEREST ON INVESTMENTS	1,500.00	1,500.00	75.26	75.26	1,424.74
097-35104	INTEREST TEXAS CLASS INVESTMENTS	0.00	0.00	166.19	708.40	-708.40
	Revenue Total:	51,443.00	51,443.00	1,426.45	9,917.66	41,525.34
Expense						
097-000-40000	SALARIES - SUMMER YOUTH PROGRAM	45,000.00	45,000.00	5,879.73	5,879.73	39,120.27
097-000-40100	SOCIAL SECURITY	3,443.00	3,443.00	562.12	1,093.73	2,349.27
097-000-40110	RETIREMENT	0.00	0.00	111.44	634.69	-634.69
097-000-40140	UNEMPLOYMENT INSURANCE	1,500.00	1,500.00	0.00	0.00	1,500.00
097-000-42105	INSTRUCTIONAL EDUCATION & SUPPLIES	1,000.00	1,000.00	0.00	0.00	1,000.00
097-000-42212	SUMMER YOUTH TRAVEL	500.00	500.00	0.00	0.00	500.00
097-000-42655	CHILD SAFETY PROGRAMS	0.00	0.00	1,982.96	10,781.53	-10,781.53
	Expense Total:	51,443.00	51,443.00	8,536.25	18,389.68	33,053.32
	Fund: 097 - CHILD SAFETY FUND Surplus (Deficit):	0.00	0.00	-7,109.80	-8,472.02	
Fund: 099 - TDA WATER PLANT IMPROVMENTS						
Revenue						
099-36108	GRANT FUNDING CDV21-0384	0.00	0.00	0.00	126,010.00	-126,010.00
	Revenue Total:	0.00	0.00	0.00	126,010.00	-126,010.00
Expense						
099-000-42621	ENGINEERING SERVICES	0.00	0.00	21,450.00	21,450.00	-21,450.00
099-000-43500	ADMINISTRATION	0.00	0.00	12,250.00	12,250.00	-12,250.00
099-000-43602	WATER IMPROVEMENT	0.00	0.00	47,140.00	47,140.00	-47,140.00
	Expense Total:	0.00	0.00	80,840.00	80,840.00	-80,840.00
	Fund: 099 - TDA WATER PLANT IMPROVMENTS Surplus (Deficit):	0.00	0.00	-80,840.00	45,170.00	
Fund: 101 - SUPPLEMENT COURT QUARDIANSHIP						
Revenue						
101-31148	SCIG FEES	0.00	0.00	220.00	920.00	-920.00
101-35100	INTEREST ON INVESTMENTS	0.00	0.00	116.15	698.75	-698.75
	Revenue Total:	0.00	0.00	336.15	1,618.75	-1,618.75
	Fund: 101 - SUPPLEMENT COURT QUARDIANSHIP Total:	0.00	0.00	336.15	1,618.75	
Fund: 102 - WATER IMPROVEMENT GRANT-TC WATER SUPPLY						
Expense						
102-000-42175	WATER FACILITIES - ENGINEERING	0.00	0.00	0.00	55,620.00	-55,620.00
	Expense Total:	0.00	0.00	0.00	55,620.00	-55,620.00
	Fund: 102 - WATER IMPROVEMENT GRANT-TC WATER SUPPLY Total:	0.00	0.00	0.00	55,620.00	
Fund: 103 - DISTRICT COURT CRIMINAL TECHNOLOGY FUND						
Revenue						
103-32107	CIVIL TECHNOLOGY FEE	0.00	0.00	10.00	10.00	-10.00
103-32113	CRIMINAL TECHNOLOGY FEE	0.00	0.00	4.00	34.00	-34.00
103-35100	INTEREST ON INVESTMENTS	0.00	0.00	16.64	100.79	-100.79
103-35104	INTEREST TEXAS CLASS INVESTMENTS	0.00	0.00	142.80	862.01	-862.01
	Revenue Total:	0.00	0.00	173.44	1,006.80	-1,006.80
	Fund: 103 - DISTRICT COURT CRIMINAL TECHNOLOGY FUND Total:	0.00	0.00	173.44	1,006.80	
Fund: 105 - CDBG GLO-22-119-009-D419						
Revenue						
105-36108	GRANT FUNDING D419	0.00	0.00	0.00	135,000.00	-135,000.00
	Revenue Total:	0.00	0.00	0.00	135,000.00	-135,000.00

Income Statement

For Fiscal: 2024 Budget Period Ending: 06/30/2024

		Original Total Budget	Current Total Budget	MTD Activity	YTD Activity	Budget Remaining
Expense						
105-000-42610	CDBG -ADMINISTRATION D419	0.00	0.00	135,000.00	135,000.00	-135,000.00
	Expense Total:	0.00	0.00	135,000.00	135,000.00	-135,000.00
	Fund: 105 - CDBG GLO-22-119-009-D419 Surplus (Deficit):	0.00	0.00	-135,000.00	0.00	
Fund: 107 - CDBG LOCAL BUYOUT/AQUISITION PROGRAM						
Revenue						
107-36112	CDBG BUYOUT GRANT FUNDING	0.00	0.00	0.00	315,320.73	-315,320.73
	Revenue Total:	0.00	0.00	0.00	315,320.73	-315,320.73
	Fund: 107 - CDBG LOCAL BUYOUT/AQUISITION PROGRAM Total:	0.00	0.00	0.00	315,320.73	
Fund: 111 - COURTHOUSE RESTORATION						
Revenue						
111-30000	BEGINNING BALANCE	425,000.00	425,000.00	0.00	0.00	425,000.00
111-35100	INTEREST ON INVESTMENT	0.00	0.00	641.53	1,352.14	-1,352.14
111-35104	INTEREST TEXAS CLASS INVESTMENTS	0.00	0.00	3,182.86	12,749.93	-12,749.93
111-39000	TRANSFER FROM GENERAL FUND	75,000.00	75,000.00	0.00	75,000.00	0.00
	Revenue Total:	500,000.00	500,000.00	3,824.39	89,102.07	410,897.93
Expense						
111-000-42412	COURTHOUSE REHABILITATION EXPENSE	500,000.00	500,000.00	0.00	0.00	500,000.00
	Expense Total:	500,000.00	500,000.00	0.00	0.00	500,000.00
	Fund: 111 - COURTHOUSE RESTORATION Surplus (Deficit):	0.00	0.00	3,824.39	89,102.07	
Fund: 112 - LEGISLATIVE SERVICES						
Revenue						
112-35104	INTEREST TEXAS CLASS INVESTMENTS	0.00	0.00	276.09	1,666.60	-1,666.60
112-39000	TRANSFER FROM GENERAL FUND	10,500.00	10,500.00	0.00	10,500.00	0.00
	Revenue Total:	10,500.00	10,500.00	276.09	12,166.60	-1,666.60
Expense						
112-000-48000	MISCELLANEOUS EXPENSE	10,500.00	10,500.00	0.00	0.00	10,500.00
	Expense Total:	10,500.00	10,500.00	0.00	0.00	10,500.00
	Fund: 112 - LEGISLATIVE SERVICES Surplus (Deficit):	0.00	0.00	276.09	12,166.60	
Fund: 113 - CIVIL FEES (ADULT PROBATION)						
Revenue						
113-32106	CIVIL FEES	0.00	0.00	0.00	3,469.80	-3,469.80
113-35100	INTEREST ON INVESTMENTS	0.00	0.00	15.48	78.47	-78.47
	Revenue Total:	0.00	0.00	15.48	3,548.27	-3,548.27
	Fund: 113 - CIVIL FEES (ADULT PROBATION) Total:	0.00	0.00	15.48	3,548.27	
Fund: 114 - ELECTED OFFICIALS FUND						
Revenue						
114-35102	INTEREST FNB INVESTMENTS	0.00	0.00	0.00	69,477.91	-69,477.91
114-38310	TAXES GASB 84	0.00	0.00	0.00	27,351,350.03	-27,351,350.03
114-38320	FEES GASB 84	0.00	0.00	0.00	1,317,415.50	-1,317,415.50
114-38330	INMATE TRUST DEPOSITS GASB 84	0.00	0.00	0.00	18,414.82	-18,414.82
114-38335	JAIL COMMISSARY GASB 84	0.00	0.00	0.00	9,496.79	-9,496.79
114-38340	CASH BONDS GASB 84	0.00	0.00	0.00	7,120.00	-7,120.00
114-38390	MISCELLANEOUS REVENU GASB 84	0.00	0.00	0.00	628.00	-628.00
	Revenue Total:	0.00	0.00	0.00	28,773,903.05	-28,773,903.05
Expense						
114-000-41000	DISBURSEMENT TO OTHERS	0.00	0.00	0.00	616,835.93	-616,835.93
114-000-48310	DISBURSEMENT TO COUNTY	0.00	0.00	0.00	13,490,155.64	-13,490,155.64
114-000-48315	DISBURSEMENT TO CITIES	0.00	0.00	0.00	1,052,393.08	-1,052,393.08
114-000-48330	DISBURSEMENT TO SCHOOL DISTRICTS	0.00	0.00	0.00	14,422,455.61	-14,422,455.61
114-000-48340	DISBURSEMENT INMATE TRUST	0.00	0.00	0.00	16,724.81	-16,724.81
114-000-48345	DISBURSEMENT LONE STAR	0.00	0.00	0.00	21,112.52	-21,112.52
114-000-48350	DISBURSEMENT CASH BONDS	0.00	0.00	0.00	3,620.00	-3,620.00
114-000-48360	DISBURSEMENT TO WATER DISTRICTS	0.00	0.00	0.00	115,973.70	-115,973.70
114-000-48370	DISBURSEMENT TO HOSPITAL DISTRICTS	0.00	0.00	0.00	2,496,614.35	-2,496,614.35

Income Statement

For Fiscal: 2024 Budget Period Ending: 06/30/2024

	Original Total Budget	Current Total Budget	MTD Activity	YTD Activity	Budget Remaining
<u>114-000-48390</u> DISBURSEMENT MISCELLANEOUS	0.00	0.00	0.00	455,646.49	-455,646.49
Expense Total:	0.00	0.00	0.00	32,691,532.13	-32,691,532.13
Fund: 114 - ELECTED OFFICIALS FUND Surplus (Deficit):	0.00	0.00	0.00	-3,917,629.08	
Total Surplus (Deficit):	59,102.38	45,633.62	-420,001.88	2,563,041.10	

Income Statement

For Fiscal: 2024 Budget Period Ending: 06/30/2024

Group Summary

Account Type	Original Total Budget	Current Total Budget	MTD Activity	YTD Activity	Budget Remaining
Fund: 010 - GENERAL FUND					
Revenue	12,025,616.31	12,025,616.31	464,449.55	9,879,259.83	2,146,356.48
Expense	11,966,513.93	11,974,013.20	1,033,795.32	5,870,500.96	6,103,512.24
Fund: 010 - GENERAL FUND Surplus (Deficit):	59,102.38	51,603.11	-569,345.77	4,008,758.87	-3,957,155.76
Fund: 020 - GENERAL ROAD & BRIDGE					
Revenue	3,819,414.86	3,819,414.86	62,639.70	3,352,260.67	467,154.19
Expense	3,819,414.86	3,819,414.86	62,639.70	3,876,168.87	-56,754.01
Fund: 020 - GENERAL ROAD & BRIDGE Surplus (Deficit):	0.00	0.00	0.00	-523,908.20	523,908.20
Fund: 021 - ROAD & BRIDGE I					
Revenue	877,656.53	1,089,687.64	106,354.13	1,004,550.20	85,137.44
Expense	877,656.53	1,089,687.64	83,586.73	656,930.89	432,756.75
Fund: 021 - ROAD & BRIDGE I Surplus (Deficit):	0.00	0.00	22,767.40	347,619.31	-347,619.31
Fund: 022 - ROAD & BRIDGE II					
Revenue	1,045,267.30	1,045,267.30	26,007.20	998,699.25	46,568.05
Expense	1,045,267.30	1,045,267.30	100,376.88	447,112.79	598,154.51
Fund: 022 - ROAD & BRIDGE II Surplus (Deficit):	0.00	0.00	-74,369.68	551,586.46	-551,586.46
Fund: 023 - ROAD & BRIDGE III					
Revenue	1,273,090.00	1,273,090.00	46,785.87	1,239,923.90	33,166.10
Expense	1,273,090.00	1,273,333.74	103,381.86	696,911.21	576,422.53
Fund: 023 - ROAD & BRIDGE III Surplus (Deficit):	0.00	-243.74	-56,595.99	543,012.69	-543,256.43
Fund: 024 - ROAD & BRIDGE IV					
Revenue	1,216,336.00	1,216,336.00	23,569.50	1,114,067.16	102,268.84
Expense	1,216,336.00	1,216,386.75	90,645.82	570,154.67	646,232.08
Fund: 024 - ROAD & BRIDGE IV Surplus (Deficit):	0.00	-50.75	-67,076.32	543,912.49	-543,963.24
Fund: 025 - TYLER CO AIRPORT					
Revenue	92,856.00	92,856.00	1,083.18	95,568.19	-2,712.19
Expense	92,856.00	92,856.00	9,153.73	30,192.96	62,663.04
Fund: 025 - TYLER CO AIRPORT Surplus (Deficit):	0.00	0.00	-8,070.55	65,375.23	-65,375.23
Fund: 026 - TYLER CO. RODEO ARENA/FAIRGRND					
Revenue	48,506.00	48,506.00	116.38	25,998.78	22,507.22
Expense	48,506.00	54,031.00	235.68	13,748.89	40,282.11
Fund: 026 - TYLER CO. RODEO ARENA/FAIRGRND Surplus (Deficit):	0.00	-5,525.00	-119.30	12,249.89	-17,774.89
Fund: 028 - ECONOMIC DEVELOPMENT					
Revenue	10,600.00	10,600.00	358.04	12,498.41	-1,898.41
Expense	10,600.00	10,600.00	200.00	950.00	9,650.00
Fund: 028 - ECONOMIC DEVELOPMENT Surplus (Deficit):	0.00	0.00	158.04	11,548.41	-11,548.41
Fund: 029 - BENEVOLENCE FUND					
Revenue	1,000.00	1,000.00	25.05	1,124.88	-124.88
Expense	1,000.00	1,000.00	0.00	100.00	900.00
Fund: 029 - BENEVOLENCE FUND Surplus (Deficit):	0.00	0.00	25.05	1,024.88	-1,024.88
Fund: 030 - DIST CL'K STATE APPROP					
Revenue	48,592.00	48,592.00	227.57	1,370.54	47,221.46
Expense	48,592.00	48,592.00	0.00	0.00	48,592.00
Fund: 030 - DIST CL'K STATE APPROP Surplus (Deficit):	0.00	0.00	227.57	1,370.54	-1,370.54
Fund: 031 - COUNTY CLERK RMP					
Revenue	462,417.00	462,417.00	18,117.20	56,047.07	406,369.93
Expense	462,417.00	462,417.00	0.00	134,608.17	327,808.83
Fund: 031 - COUNTY CLERK RMP Surplus (Deficit):	0.00	0.00	18,117.20	-78,561.10	78,561.10
Fund: 032 - C D A FORFEITURE					
Revenue	15,020.00	15,020.00	42.98	438.85	14,581.15
Expense	15,020.00	15,020.00	0.00	0.00	15,020.00
Fund: 032 - C D A FORFEITURE Surplus (Deficit):	0.00	0.00	42.98	438.85	-438.85

Income Statement

For Fiscal: 2024 Budget Period Ending: 06/30/2024

Account Type	Original Total Budget	Current Total Budget	MTD Activity	YTD Activity	Budget Remaining
Fund: 033 - SHERIFF FORFEITURE					
Revenue	5,900.00	5,900.00	-4,312.70	1,443.90	4,456.10
Expense	5,900.00	5,900.00	0.00	0.00	5,900.00
Fund: 033 - SHERIFF FORFEITURE Surplus (Deficit):	0.00	0.00	-4,312.70	1,443.90	-1,443.90
Fund: 034 - DISTRICT CLERK RMP					
Revenue	5,000.00	5,000.00	629.26	1,990.19	3,009.81
Expense	5,000.00	5,000.00	0.00	231,278.61	-226,278.61
Fund: 034 - DISTRICT CLERK RMP Surplus (Deficit):	0.00	0.00	629.26	-229,288.42	229,288.42
Fund: 035 - AMERICAN RESCUE PLAN ACT FUNDING					
Revenue	2,104,766.00	2,104,766.00	511,019.57	566,722.26	1,538,043.74
Expense	2,104,766.00	2,104,766.00	0.00	131,775.00	1,972,991.00
Fund: 035 - AMERICAN RESCUE PLAN ACT FUNDING Surplus (Deficit):	0.00	0.00	511,019.57	434,947.26	-434,947.26
Fund: 036 - LIBRARY FUND					
Revenue	32,600.00	32,600.00	1,568.29	33,550.84	-950.84
Expense	32,600.00	32,600.00	1,877.00	11,799.00	20,801.00
Fund: 036 - LIBRARY FUND Surplus (Deficit):	0.00	0.00	-308.71	21,751.84	-21,751.84
Fund: 039 - TXCDBG SMALL BUSINESS LOAN PRJ					
Revenue	0.00	0.00	1,115.00	3,451.50	-3,451.50
Expense	0.00	0.00	1,115.00	3,451.50	-3,451.50
Fund: 039 - TXCDBG SMALL BUSINESS LOAN PRJ Surplus (Deficit):	0.00	0.00	0.00	0.00	0.00
Fund: 041 - PEACE OFFICER SERVICE FEES					
Revenue	0.00	0.00	543.88	12,936.92	-12,936.92
Expense	0.00	0.00	799.25	1,159.25	-1,159.25
Fund: 041 - PEACE OFFICER SERVICE FEES Surplus (Deficit):	0.00	0.00	-255.37	11,777.67	-11,777.67
Fund: 042 - HAVA GRANT/CARES ACT					
Revenue	0.00	0.00	101.76	214.48	-214.48
Fund: 042 - HAVA GRANT/CARES ACT Total:	0.00	0.00	101.76	214.48	-214.48
Fund: 043 - JAIL INTEREST & SINKING					
Revenue	102,500.00	102,500.00	1,863.68	11,441.55	91,058.45
Expense	102,500.00	102,500.00	2,993.02	21,077.21	81,422.79
Fund: 043 - JAIL INTEREST & SINKING Surplus (Deficit):	0.00	0.00	-1,129.34	-9,635.66	9,635.66
Fund: 044 - COURTHOUSE SECURITY					
Revenue	152,597.00	152,597.00	1,425.98	118,294.52	34,302.48
Expense	152,597.00	152,597.00	10,552.35	78,463.48	74,133.52
Fund: 044 - COURTHOUSE SECURITY Surplus (Deficit):	0.00	0.00	-9,126.37	39,831.04	-39,831.04
Fund: 045 - COUNTY-RMP					
Revenue	59,349.00	59,349.00	505.03	6,156.79	53,192.21
Expense	59,349.00	59,349.00	0.00	1,365.58	57,983.42
Fund: 045 - COUNTY-RMP Surplus (Deficit):	0.00	0.00	505.03	4,791.21	-4,791.21
Fund: 046 - RESTITUTION (DISTRICT CLERK)					
Revenue	0.00	0.00	0.00	785.00	-785.00
Expense	0.00	0.00	735.00	735.00	-735.00
Fund: 046 - RESTITUTION (DISTRICT CLERK) Surplus (Deficit):	0.00	0.00	-735.00	50.00	-50.00
Fund: 047 - COUNTY-WIDE RIGHT-OF-WAY FUNDB					
Revenue	501,000.00	501,000.00	3,085.61	18,247.63	482,752.37
Expense	501,000.00	501,000.00	0.00	4,015.00	496,985.00
Fund: 047 - COUNTY-WIDE RIGHT-OF-WAY FUNDB Surplus (Deficit):	0.00	0.00	3,085.61	14,232.63	-14,232.63
Fund: 048 - EMERGENCY DISASTER RELIEF					
Revenue	805,000.00	805,000.00	17,795.53	106,365.43	698,634.57
Expense	805,000.00	805,000.00	2,263.84	2,527.74	802,472.26
Fund: 048 - EMERGENCY DISASTER RELIEF Surplus (Deficit):	0.00	0.00	15,531.69	103,837.69	-103,837.69
Fund: 049 - C D A TRUST					
Revenue	10,000.00	10,000.00	55.80	117.61	9,882.39
Expense	10,000.00	10,000.00	0.00	0.00	10,000.00
Fund: 049 - C D A TRUST Surplus (Deficit):	0.00	0.00	55.80	117.61	-117.61

Income Statement

For Fiscal: 2024 Budget Period Ending: 06/30/2024

Account Type	Original Total Budget	Current Total Budget	MTD Activity	YTD Activity	Budget Remaining
Fund: 050 - C D A FEES					
Revenue	0.00	0.00	1,702.07	1,711.88	-1,711.88
Expense	0.00	0.00	0.00	80.00	-80.00
Fund: 050 - C D A FEES Surplus (Deficit):	0.00	0.00	1,702.07	1,631.88	-1,631.88
Fund: 051 - CDA STATE APPROPRIATIONS FUND					
Revenue	0.00	0.00	492.12	12,004.96	-12,004.96
Fund: 051 - CDA STATE APPROPRIATIONS FUND Total:	0.00	0.00	492.12	12,004.96	-12,004.96
Fund: 071 - STATE-JUVENILE CRIME & DELINQ					
Revenue	0.00	0.00	0.00	-330.01	330.01
Fund: 071 - STATE-JUVENILE CRIME & DELINQ Total:	0.00	0.00	0.00	-330.01	330.01
Fund: 072 - TYLER COUNTY SEACH & RESCUE					
Revenue	0.00	0.00	0.73	4.44	-4.44
Fund: 072 - TYLER COUNTY SEACH & RESCUE Total:	0.00	0.00	0.73	4.44	-4.44
Fund: 073 - JUSTICE COURT TECHNOLOGY FUND					
Revenue	0.00	0.00	222.73	1,394.18	-1,394.18
Fund: 073 - JUSTICE COURT TECHNOLOGY FUND Total:	0.00	0.00	222.73	1,394.18	-1,394.18
Fund: 074 - HOMELAND SECURITY					
Revenue	0.00	0.00	45.78	275.42	-275.42
Fund: 074 - HOMELAND SECURITY Total:	0.00	0.00	45.78	275.42	-275.42
Fund: 076 - EMERGENCY OPERATIONS CENTER					
Revenue	156,726.92	156,726.92	9,436.57	169,065.33	-12,338.41
Expense	156,726.92	156,726.92	12,153.80	71,764.02	84,962.90
Fund: 076 - EMERGENCY OPERATIONS CENTER Surplus (Deficit):	0.00	0.00	-2,717.23	97,301.31	-97,301.31
Fund: 086 - STATE - JURY REIMBURSEMENT FEE					
Revenue	0.00	0.00	0.00	-3.84	3.84
Fund: 086 - STATE - JURY REIMBURSEMENT FEE Total:	0.00	0.00	0.00	-3.84	3.84
Fund: 088 - TJPC-TITLE IVE FUND					
Revenue	0.00	0.00	160.06	963.44	-963.44
Fund: 088 - TJPC-TITLE IVE FUND Total:	0.00	0.00	160.06	963.44	-963.44
Fund: 089 - TYLER COUNTY NUTRITION CENTER					
Revenue	213,785.00	213,785.00	36,218.51	180,102.96	33,682.04
Expense	213,785.00	213,935.00	18,669.09	95,395.91	118,539.09
Fund: 089 - TYLER COUNTY NUTRITION CENTER Surplus (Deficit):	0.00	-150.00	17,549.42	84,707.05	-84,857.05
Fund: 096 - CHILD WELFARE BOARD FUND					
Revenue	0.00	0.00	44.83	380.58	-380.58
Fund: 096 - CHILD WELFARE BOARD FUND Total:	0.00	0.00	44.83	380.58	-380.58
Fund: 097 - CHILD SAFETY FUND					
Revenue	51,443.00	51,443.00	1,426.45	9,917.66	41,525.34
Expense	51,443.00	51,443.00	8,536.25	18,389.68	33,053.32
Fund: 097 - CHILD SAFETY FUND Surplus (Deficit):	0.00	0.00	-7,109.80	-8,472.02	8,472.02
Fund: 099 - TDA WATER PLANT IMPROVMENTS					
Revenue	0.00	0.00	0.00	126,010.00	-126,010.00
Expense	0.00	0.00	80,840.00	80,840.00	-80,840.00
Fund: 099 - TDA WATER PLANT IMPROVMENTS Surplus (Deficit):	0.00	0.00	-80,840.00	45,170.00	-45,170.00
Fund: 101 - SUPPLEMENT COURT QUARDIANSHIP					
Revenue	0.00	0.00	336.15	1,618.75	-1,618.75
Fund: 101 - SUPPLEMENT COURT QUARDIANSHIP Total:	0.00	0.00	336.15	1,618.75	-1,618.75
Fund: 102 - WATER IMPROVEMENT GRANT-TC WATER SUPPLY					
Expense	0.00	0.00	0.00	55,620.00	-55,620.00
Fund: 102 - WATER IMPROVEMENT GRANT-TC WATER SUPPLY Total:	0.00	0.00	0.00	55,620.00	-55,620.00
Fund: 103 - DISTRICT COURT CRIMINAL TECHNOLOGY FUND					
Revenue	0.00	0.00	173.44	1,006.80	-1,006.80
Fund: 103 - DISTRICT COURT CRIMINAL TECHNOLOGY FUND Total:	0.00	0.00	173.44	1,006.80	-1,006.80

Income Statement

For Fiscal: 2024 Budget Period Ending: 06/30/2024

Account Type	Original Total Budget	Current Total Budget	MTD Activity	YTD Activity	Budget Remaining
Fund: 105 - CDBG GLO-22-119-009-D419					
Revenue	0.00	0.00	0.00	135,000.00	-135,000.00
Expense	0.00	0.00	135,000.00	135,000.00	-135,000.00
Fund: 105 - CDBG GLO-22-119-009-D419 Surplus (Deficit):	0.00	0.00	-135,000.00	0.00	0.00
Fund: 107 - CDBG LOCAL BUYOUT/AQUISITION PROGRAM					
Revenue	0.00	0.00	0.00	315,320.73	-315,320.73
Fund: 107 - CDBG LOCAL BUYOUT/AQUISITION PROGRAM Total:	0.00	0.00	0.00	315,320.73	-315,320.73
Fund: 111 - COURTHOUSE RESTORATION					
Revenue	500,000.00	500,000.00	3,824.39	89,102.07	410,897.93
Expense	500,000.00	500,000.00	0.00	0.00	500,000.00
Fund: 111 - COURTHOUSE RESTORATION Surplus (Deficit):	0.00	0.00	3,824.39	89,102.07	-89,102.07
Fund: 112 - LEGISLATIVE SERVICES					
Revenue	10,500.00	10,500.00	276.09	12,166.60	-1,666.60
Expense	10,500.00	10,500.00	0.00	0.00	10,500.00
Fund: 112 - LEGISLATIVE SERVICES Surplus (Deficit):	0.00	0.00	276.09	12,166.60	-12,166.60
Fund: 113 - CIVIL FEES (ADULT PROBATION)					
Revenue	0.00	0.00	15.48	3,548.27	-3,548.27
Fund: 113 - CIVIL FEES (ADULT PROBATION) Total:	0.00	0.00	15.48	3,548.27	-3,548.27
Fund: 114 - ELECTED OFFICIALS FUND					
Revenue	0.00	0.00	0.00	28,773,903.05	-28,773,903.05
Expense	0.00	0.00	0.00	32,691,532.13	-32,691,532.13
Fund: 114 - ELECTED OFFICIALS FUND Surplus (Deficit):	0.00	0.00	0.00	-3,917,629.08	3,917,629.08
Total Surplus (Deficit):	59,102.38	45,633.62	-420,001.88	2,563,041.10	

Fund Summary

Fund	Original Total Budget	Current Total Budget	MTD Activity	YTD Activity	Budget Remaining
010 - GENERAL FUND	59,102.38	51,603.11	-569,345.77	4,008,758.87	-3,957,155.76
020 - GENERAL ROAD & BRI...	0.00	0.00	0.00	-523,908.20	523,908.20
021 - ROAD & BRIDGE I	0.00	0.00	22,767.40	347,619.31	-347,619.31
022 - ROAD & BRIDGE II	0.00	0.00	-74,369.68	551,586.46	-551,586.46
023 - ROAD & BRIDGE III	0.00	-243.74	-56,595.99	543,012.69	-543,256.43
024 - ROAD & BRIDGE IV	0.00	-50.75	-67,076.32	543,912.49	-543,963.24
025 - TYLER CO AIRPORT	0.00	0.00	-8,070.55	65,375.23	-65,375.23
026 - TYLER CO. RODEO ARE...	0.00	-5,525.00	-119.30	12,249.89	-17,774.89
028 - ECONOMIC DEVELOPM...	0.00	0.00	158.04	11,548.41	-11,548.41
029 - BENEVOLENCE FUND	0.00	0.00	25.05	1,024.88	-1,024.88
030 - DIST CL'K STATE APPROP	0.00	0.00	227.57	1,370.54	-1,370.54
031 - COUNTY CLERK RMP	0.00	0.00	18,117.20	-78,561.10	78,561.10
032 - C D A FORFEITURE	0.00	0.00	42.98	438.85	-438.85
033 - SHERIFF FORFEITURE	0.00	0.00	-4,312.70	1,443.90	-1,443.90
034 - DISTRICT CLERK RMP	0.00	0.00	629.26	-229,288.42	229,288.42
035 - AMERICAN RESCUE PL...	0.00	0.00	511,019.57	434,947.26	-434,947.26
036 - LIBRARY FUND	0.00	0.00	-308.71	21,751.84	-21,751.84
039 - TXCDBG SMALL BUSINE...	0.00	0.00	0.00	0.00	0.00
041 - PEACE OFFICER SERVICE...	0.00	0.00	-255.37	11,777.67	-11,777.67
042 - HAVA GRANT/CARES A...	0.00	0.00	101.76	214.48	-214.48
043 - JAIL INTEREST & SINKI...	0.00	0.00	-1,129.34	-9,635.66	9,635.66
044 - COURTHOUSE SECURITY	0.00	0.00	-9,126.37	39,831.04	-39,831.04
045 - COUNTY-RMP	0.00	0.00	505.03	4,791.21	-4,791.21
046 - RESTITUTION (DISTRICT...	0.00	0.00	-735.00	50.00	-50.00
047 - COUNTY-WIDE RIGHT-...	0.00	0.00	3,085.61	14,232.63	-14,232.63
048 - EMERGENCY DISASTER ...	0.00	0.00	15,531.69	103,837.69	-103,837.69
049 - C D A TRUST	0.00	0.00	55.80	117.61	-117.61
050 - C D A FEES	0.00	0.00	1,702.07	1,631.88	-1,631.88
051 - CDA STATE APPROPRIA...	0.00	0.00	492.12	12,004.96	-12,004.96
071 - STATE-JUVENILE CRIME...	0.00	0.00	0.00	-330.01	330.01
072 - TYLER COUNTY SEACH ...	0.00	0.00	0.73	4.44	-4.44
073 - JUSTICE COURT TECHN...	0.00	0.00	222.73	1,394.18	-1,394.18
074 - HOMELAND SECURITY	0.00	0.00	45.78	275.42	-275.42
076 - EMERGENCY OPERATI...	0.00	0.00	-2,717.23	97,301.31	-97,301.31
086 - STATE - JURY REIMBUR...	0.00	0.00	0.00	-3.84	3.84
088 - TJPC-TITLE IVE FUND	0.00	0.00	160.06	963.44	-963.44
089 - TYLER COUNTY NUTRIT...	0.00	-150.00	17,549.42	84,707.05	-84,857.05
096 - CHILD WELFARE BOARD...	0.00	0.00	44.83	380.58	-380.58
097 - CHILD SAFETY FUND	0.00	0.00	-7,109.80	-8,472.02	8,472.02
099 - TDA WATER PLANT IM...	0.00	0.00	-80,840.00	45,170.00	-45,170.00
101 - SUPPLEMENT COURT ...	0.00	0.00	336.15	1,618.75	-1,618.75
102 - WATER IMPROVEMENT...	0.00	0.00	0.00	-55,620.00	55,620.00
103 - DISTRICT COURT CRIM...	0.00	0.00	173.44	1,006.80	-1,006.80
105 - CDBG GLO-22-119-009...	0.00	0.00	-135,000.00	0.00	0.00
107 - CDBG LOCAL BUYOUT/...	0.00	0.00	0.00	315,320.73	-315,320.73
111 - COURTHOUSE RESTOR...	0.00	0.00	3,824.39	89,102.07	-89,102.07
112 - LEGISLATIVE SERVICES	0.00	0.00	276.09	12,166.60	-12,166.60
113 - CIVIL FEES (ADULT PRO...	0.00	0.00	15.48	3,548.27	-3,548.27
114 - ELECTED OFFICIALS FU...	0.00	0.00	0.00	-3,917,629.08	3,917,629.08
Total Surplus (Deficit):	59,102.38	45,633.62	-420,001.88	2,563,041.10	

Section 5

Additional Income Reports

DETAIL REPORT

REPORT CREATED: 07/03/2024 03:08:28 PM

Report Overview

Bureaus In Report: **1**
Payments: **13 / \$325.00**
Credits: **0 / \$0.00**
Pending: **0 / \$0.00**

Start Date: **06/01/2024 00:00:00**
End Date: **06/30/2024 00:00:00**
Total Payments: **13**

TYLER COUNTY, TX EMERGENCY MGMT CNT

RECORD COUNT: 13

Report Information

Bureau Code: 8314816
Start Date: 06/01/2024 00:00:00
End Date: 06/30/2024 00:00:00

Payments: 13 / \$325.00
Credits: 0 / \$0.00
Pending: 0 / \$0.00

Totals

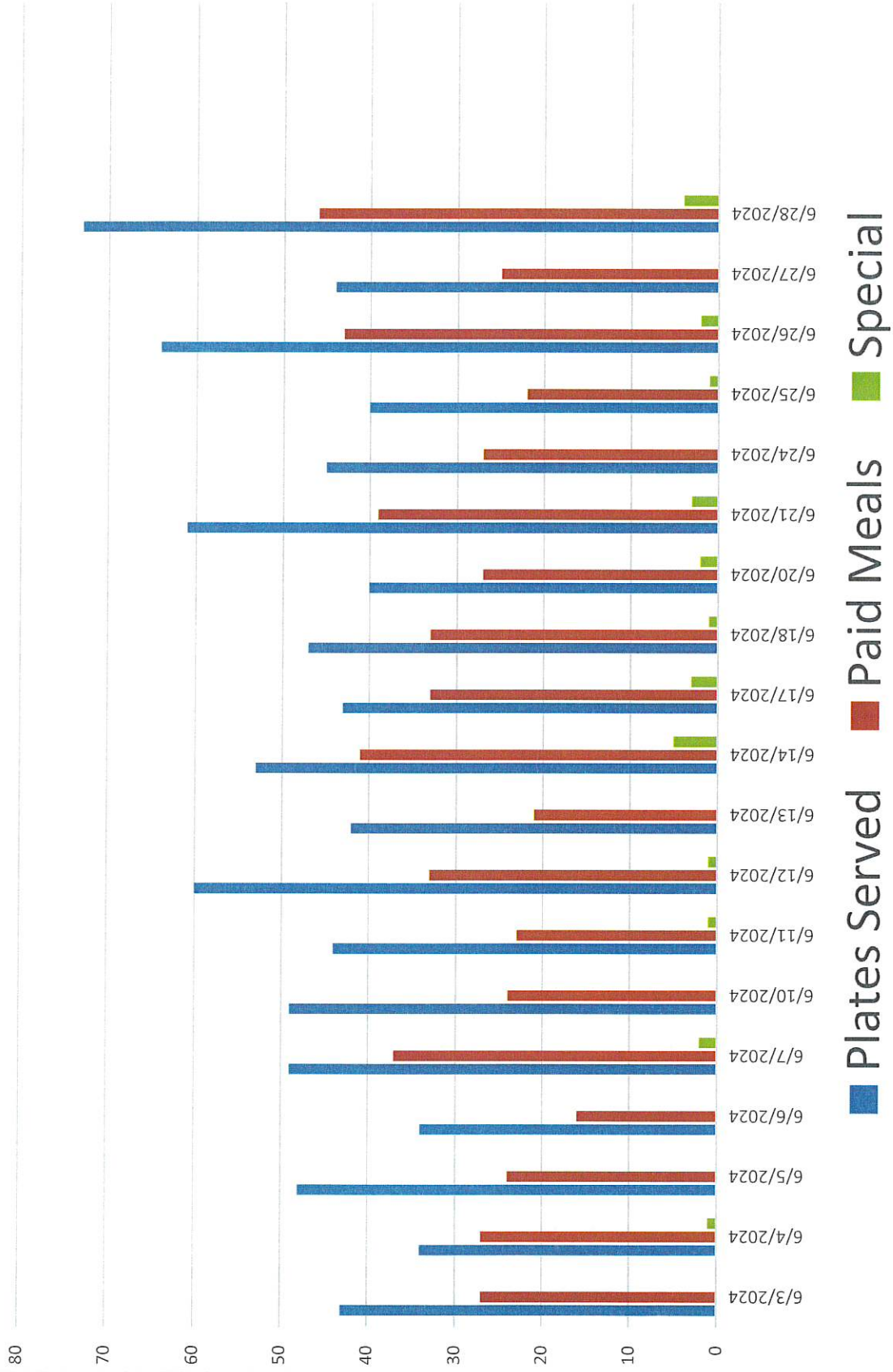
Detail	Payment ID	Processed Time	Reference ID or Number	Amount	Flow	Outcome	Settled
View	100299217452	6/3/2024 8:45:01 AM	240602N	\$25.00	Payment	Complete	
View	100299548033	6/6/2024 10:13:00 AM	S240601N	\$25.00	Payment	Complete	
View	100299587037	6/6/2024 1:44:48 PM	S240602N	\$25.00	Payment	Complete	
View	100299830158	6/10/2024 2:51:51 PM	S240604N	\$25.00	Payment	Complete	
View	100300096011	6/13/2024 3:53:30 PM	S240607N	\$25.00	Payment	Complete	
View	100300248550	6/17/2024 9:32:41 AM	240616N	\$25.00	Payment	Complete	

Detail	Payment ID	Processed Time	Reference ID or Number	Amount	Flow	Outcome	Settled
View	100300349789	6/18/2024 10:09:27 AM	240618N	\$25.00	Payment	Complete	
View	100300511529	6/20/2024 2:23:46 PM	240622N	\$25.00	Payment	Complete	
View	100300519301	6/20/2024 3:06:28 PM	S240609N	\$25.00	Payment	Complete	
View	100300684924	6/24/2024 9:07:19 AM	240625N	\$25.00	Payment	Complete	
View	100300687775	6/24/2024 9:25:02 AM	240626N	\$25.00	Payment	Complete	
View	100300807644	6/25/2024 11:59:11 AM	240629N	\$25.00	Payment	Complete	
View	100301021069	6/27/2024 3:23:28 PM	240631N	\$25.00	Payment	Complete	

Copyright © 2024 Accelerated Card Company, LLC, d/b/a Certified Payments. All rights reserved. Accelerated Card Company, LLC is a registered ISO of Fifth Third Bank, National Association, Cincinnati, OH.

v23.10.03

Nutrition Center
JUNE 2024




Nutrition Center June 2024

Date	Amount	
6/3/2024	\$77.00	
6/4/2024	\$80.00	
6/5/2024	\$68.00	
6/6/2024	\$49.00	
6/7/2024	\$108.00	
6/10/2024	\$66.00	
6/11/2024	\$60.00	
6/12/2024	\$101.00	
6/13/2024	\$63.00	
6/14/2024	\$152.00	
6/17/2024	\$109.00	
6/18/2024	\$97.00	
6/20/2024	\$81.50	
6/21/2024	\$117.00	
6/24/2024	\$75.00	
6/25/2024	\$59.00	
6/26/2024	\$128.00	
6/27/2024	\$72.00	
6/28/2024	\$145.00	

Section 6

Signatures/Approvals

Respectfully Submitted,

A handwritten signature in black ink, consisting of several loops and a long horizontal stroke at the end, positioned above a horizontal line.

Leann Monk, Tyler County Treasurer

This report is made in accordance with the provisions of Gov. Code 2256, The Public Funds Investment Act, which requires quarterly reporting of investment transactions for county funds to the Commissioner's Court. The investments held in Tyler County's portfolio comply with the County's Investment Policy and Strategies.

SWORN AND SUBSCRIBED before me by, Hon. Milton Powers, County Judge; Hon. Joe Blacksher, Commissioner Pct. 1; Hon. Doug Hughes, Commissioner Pct. 2; Hon. Michael Marshall, Commissioner Pct. 3; Hon. C.I. "Buck" Hudson, Commissioner Pct. 4, County Commissioners' Court of Tyler County Woodville, Texas each and respectively, on the _____ day of _____, A.D., 2024.

Donece Gregory, Tyler County Clerk

WITNESS OUR HANDS, officially this 8th day of July A.D., 2024.

Milton Powers, Tyler County Judge

Joe Blacksher, Tyler County Commissioner, Pct. 1

Doug Hughes, Tyler County Commissioner, Pct. 2

Mike Marshall, Tyler County Commissioner, Pct. 3

C.I. "Buck" Hudson, Tyler County Commissioner, Pct. 4